



Copyright Notice

©2012 IEEE. Personal use of this material is permitted. However, permission to reprint/republish this material for advertising or promotional purposes or for creating new collective works for resale or redistribution to servers or lists, or to reuse any copyrighted component of this work in other works must be obtained from the IEEE.

This document was downloaded from Chalmers Publication Library (<http://publications.lib.chalmers.se/>), where it is available in accordance with the IEEE PSPB Operations Manual, amended 19 Nov. 2010, Sec. 8.1.9 (<http://www.ieee.org/documents/opsmanual.pdf>)

(Article begins on next page)

Improved Position Estimation Using Hybrid TW-TOA and TDOA in Cooperative Networks

Mohammad Reza Gholami, *Student Member, IEEE*, Sinan Gezici, *Senior Member, IEEE*, and Erik G. Ström, *Senior Member, IEEE*

Abstract—This paper addresses the problem of positioning multiple target nodes in a cooperative wireless sensor network in the presence of unknown turn-around times. In this type of cooperative networks, two different reference sensors, namely, primary and secondary nodes, measure two-way time-of-arrival (TW-TOA) and time-difference-of-arrival (TDOA), respectively. Motivated by the role of secondary nodes, we extend the role of target nodes such that they can be considered as pseudo secondary nodes. By modeling turn-around times as nuisance parameters, we derive a maximum likelihood estimator (MLE) that poses a difficult global optimization problem due to its nonconvex objective function. To avoid drawbacks in solving the MLE, we linearize the measurements using two different techniques, namely, nonlinear processing and first-order Taylor series, and obtain linear models based on unknown parameters. The proposed linear estimator is implemented in three steps. In the first step, a coarse position estimate is obtained for each target node, and it is refined through steps two and three. To evaluate the performance of different methods, we derive the Cramér-Rao lower bound (CRLB). Simulation results show that the cooperation technique provides considerable improvements in positioning accuracy compared to the noncooperative scenario, especially for low signal-to-noise-ratios.

Index Terms— Wireless sensor network, cooperative positioning, time-of-arrival (TOA), two-way time-of-arrival (TW-TOA), time-difference-of-arrival (TDOA), linear estimator, MLE, CRLB.

I. INTRODUCTION

NOWADAYS wireless sensor networks (WSNs) have been considered for many civil and military applications. Position information is one of the critical requirements for a WSN that can be carried out by the network itself [1]–[3]. Most studies in the literature assume that there are a number of reference nodes, also called anchor nodes, that can be used to estimate the position of an unknown target node [4]–[6]. In one viewpoint, positioning algorithms can be categorized based on measurement types such as time-of-arrival (TOA),

time-difference-of-arrival (TDOA), received signal strength, and angle-of-arrival [1], [7].

Positioning algorithms based on TOA (or TDOA) need a synchronized network [1] that can be handled using different synchronization techniques [8]–[12]. The process of synchronizing the sensor nodes is a cumbersome and costly task. Alternatively, two-way TOA (TW-TOA) has been considered as an effective approach in the literature (e.g., [13], [14]) and has been standardized [15], [16], mainly because of its relatively high accuracy and lack of synchronization requirements. In this approach, a reference node sends a signal to a target node, and waits for a response from it. The round-trip delay time between the reference node and the target node gives an estimate of the distance between them. As the number of reference nodes in a WSN increases, the position of the target node can be estimated more accurately via TW-TOA estimation.

Since, in practice, there are some limitations on increasing the number of reference nodes due to power and complexity constraints, the idea of cooperation between reference nodes was proposed in [17] to decrease the number of transmissions, and its theoretical analysis was presented in [14]. In this method, some reference nodes, called primary reference nodes (PRNs), initiate range estimation by sending a signal. The target node replies to received signals by sending an acknowledgement after a processing delay called the turn-around time. It is assumed that there are some other reference nodes, which can listen to both signals, and these are called as the secondary reference nodes (SRNs). It has been shown that SRNs can help PRNs estimate the target node position more accurately [14]. In fact, it is possible to get the same performance with fewer PRNs when measurements from SRNs are involved in the positioning process. It is assumed that SRNs are able to receive signals from both a target node and PRNs [14]; therefore, SRNs are able to measure the TDOA between the target node's signal and the signals of the PRNs. Indeed a hybrid set of TW-TOA and TDOA measurements is available to estimate the position of a target node. Positioning of a single target using cooperative primary and secondary sensors is studied in [14], [18], and [19]. In the previous studies, it was assumed that either an estimate of the turn-around time is available [14] or it is extremely small such that it can be neglected [18], [19]. The model considered in this study is based on cooperation between primary and secondary reference nodes, which is different from targets cooperation in traditional cooperative networks [20]. It should also be noted that the idea of employing listening nodes was previously

Copyright (c) 2012 IEEE. Personal use of this material is permitted. However, permission to use this material for any other purposes must be obtained from the IEEE by sending a request to pubs-permissions@ieee.org

M. R. Gholami and E. G. Ström are with the Division of Communication Systems, Information Theory, and Antenna, Department of Signals and Systems, Chalmers University of Technology, SE-412 96 Gothenburg, Sweden (e-mail: moreza@chalmers.se; erik.strom@chalmers.se).

S. Gezici is with the Department of Electrical and Electronics Engineering, Bilkent University, Ankara 06800, Turkey (e-mail: gezici@ee.bilkent.edu.tr).

This work was supported in part by the European Commission in the framework of the FP7 Network of Excellence in Wireless COMMUNICATIONS NEWCOM++ (contract no. 216715) and in part by the Swedish Research Council (contract no. 2007-6363). This work was presented in part at the IEEE International Workshop on Signal Processing Advances for Wireless Communications, 2011.

considered in bistatic radars in a different context [21].

In this paper, we consider target nodes as ordinary sensors that can measure the TOA of the received signals. Motivated by the role of the secondary nodes, we extend the model of a single target node positioning to multiple target nodes positioning where for every target node the remaining target nodes play the role of pseudo secondary nodes with unknown positions. We further assume that no *a priori* knowledge of the turn-around time is available and it is modeled as a deterministic unknown parameter. To derive different algorithms for position estimation in cooperative networks, we model the turn-around times at different targets as *nuisance parameters* that can be jointly estimated with targets' positions. Moreover, assuming known probability distribution for TOA errors as Gaussian random variables, we derive a maximum likelihood estimator (MLE) to solve the positioning problem. However, the MLE poses a difficult global optimization problem due to the nonconvex nature of its objective function. Therefore, we need to resort to numerical methods, e.g., an iterative search algorithm with a good initial point. Generally, in the positioning literature, to cope with difficulty in solving an MLE, different techniques such as convex relaxation techniques, e.g., semidefinite and second order cone programming [22]–[27], set theoretic approach [28]–[32], and linearization techniques [33]–[36] are employed.

In this current work, in order to avoid drawbacks in solving the MLE, we employ linearization techniques to obtain a linear estimator for the positioning problem considered in this study. The linear estimator that we obtain is implemented in three steps: In the first step, assuming small variances of measurement errors and using a nonlinear pre-processing on measurements, a linear model based on target node's position and turn-around time is obtained. The linear (weighted) least squares method is employed to solve the problem. Since the linear estimator is a suboptimal estimator for the positioning problem [37], a number of techniques such as correction techniques can be used to improve the performance of the estimator [33], [36]. We employ a modified correction technique, inspired by the work in [35], to enhance the performance of the linear estimator. Note that in the first step, a coarse position estimate is obtained for every target node. In the second step, considering measurements between target nodes and using the first step estimation, the turn-around time is estimated using a simple linear estimator. And finally, in the third step, using the first-order Taylor series expansion, a new linear model is obtained and then we apply a regularization technique, namely, the Tikhonov regularization approach [38], to solve the problem. Note that the step one and step two of the linear estimator can be locally performed in target nodes while the step three of the linear estimator and the MLE need centralized processing. Moreover, to evaluate the performance of different methods, we derive the Cramér-Rao lower bound (CRLB) for this problem. Simulation results confirm that for sufficiently large signal-to-noise-ratios (SNRs), the proposed estimator can get very close to the CRLB.

Note that the measurement errors can be non-Gaussian, e.g., in non-line-of-sight (NLOS) scenarios. However, we consider the Gaussian assumption in this study for the following

purposes:

- 1) closed-form expressions can be obtained for the theoretical limits and the proposed estimator under the Gaussian model;
- 2) the cooperative positioning scenario studied in this manuscript has not been investigated before in the literature, even for Gaussian error models. Therefore, this study can be considered as a first step in the investigation of such scenarios, and non-Gaussian error models can be considered as future studies;
- 3) the model/estimators studied in this paper can be extended to cover NLOS scenarios if the errors can be modeled as Gaussian random variables with positive means [39].

In summary, the *main contributions* of this study are:

- 1) a new model for multiple target nodes positioning in cooperative networks in which for every target node the other target nodes play the role of pseudo secondary nodes;
- 2) a joint turn-around time and position estimation idea for the TW-TOA;
- 3) derivation of the MLE and the CRLB for the cooperative networks considered in this study;
- 4) a novel three step linear estimator based on linearizing the measurements using two different techniques: nonlinear processing and first-order Taylor series.

The remainder of the paper is organized as follows. Section II explains the system model and the problem formulation considered in this paper. The optimal estimator and theoretical limits are derived in Section III. In Section IV, a three-step linear estimator is obtained. Simulation results are discussed in Section VI. Finally, Section VII makes some concluding remarks.

Notation: The following notations are used in this paper. Lowercase Latin/Greek letters, e.g., a, b, β , denote scalar values and bold lowercase Latin/Greek letters show vectors. Matrices are shown by bold uppercase Latin/Greek letters. $\mathbf{1}_M$ and $\mathbf{0}$ denote the vector of M ones and the vector (matrix) of all zeros, respectively. \mathbf{I}_M is the M by M identity matrix. The operators $\text{Tr}(\cdot)$ and $\mathbb{E}\{\cdot\}$ are used to denote the trace of a square matrix and the expectation of a random variable (or vector), respectively. The Euclidian norm of a vector is denoted by $\|\cdot\|$. For a matrix $\mathbf{A} \in \mathbb{R}^{n \times m}$, the Frobenius norm of \mathbf{A} , i.e., $\|\mathbf{A}\|_F$, is defined as $\|\mathbf{A}\|_F = (\text{Tr}(\mathbf{A}^T \mathbf{A}))^{1/2}$. The $(\text{blk})\text{diag}(X_1, \dots, X_N)$ is a (block) diagonal matrix with diagonal elements (blocks) X_1, \dots, X_N and $|\mathcal{X}|$ shows the cardinality of the set \mathcal{X} . $\lceil \cdot \rceil$ denotes the ceiling function and $d(\mathbf{a}, \mathbf{b})$ is the Euclidian norm of $\mathbf{a} - \mathbf{b}$, i.e., $\|\mathbf{a} - \mathbf{b}\|$. The function $\text{mod}(m, n)$ denotes the modulo operation that gives the remainder of division of m by n .

II. SYSTEM MODEL AND PROBLEM STATEMENT

Let us consider a two-dimensional network¹ with $N + M + L$ sensor nodes. Suppose that the first $N + M$ reference

¹The generalization to a three-dimensional scenario is straightforward, but is not explored in this paper.

nodes are located at known positions $\mathbf{a}_i = [a_{i,1} \ a_{i,2}]^T \in \mathbb{R}^2$, $i = 1, \dots, N + M$ and the remaining L target nodes are placed at unknown positions $\mathbf{x}_\ell = [x_{\ell,1} \ x_{\ell,2}]^T \in \mathbb{R}^2$, $\ell = N + M + 1, \dots, N + M + L$. For simplicity, we assume that the first N sensors are the PRNs and the next M sensors are the SRNs. Suppose that the PRNs are used to measure the TW-TOA between the PRNs and the L target nodes and that M SRNs are able to listen and measure signals transmitted by both the PRNs and the target nodes.

Let us define $\mathcal{I}_P := \{1, \dots, N\}$, $\mathcal{I}_S := \{N + 1, \dots, N + M\}$, and $\mathcal{I}_T := \{N + M + 1, \dots, N + M + L\}$ as the set of indices of primary, secondary, and target nodes, respectively. Let $\mathcal{C}_\ell := \{(i, j) \mid \text{PRN } i \in \mathcal{I}_P \text{ can communicate with target node } \ell \in \mathcal{I}_T \text{ and SRN } j \in \mathcal{I}_S \text{ can receive both signals transmitted by PRN } i \text{ and target node } \ell\}$ as the set of all pairs with one primary node and one secondary node that are connected to each other and also connected to target node ℓ . We also define $\mathcal{T}_\ell := \{(i, j) \mid \text{PRN } i \in \mathcal{I}_P \text{ can communicate with target node } \ell \in \mathcal{I}_T \text{ and target node } j \in \mathcal{I}_T, j \neq \ell, \text{ can receive both signals transmitted by PRN } i \text{ and target node } \ell\}$ as the set of all pairs with one primary node and one target node that are connected to each other and also connected to target node ℓ . For notational convenience, let us order the elements of sets \mathcal{C}_ℓ and \mathcal{T}_ℓ , and write $\mathcal{C}_\ell := \mathcal{I}_{P_1}^\ell \times \mathcal{I}_S^\ell$ and $\mathcal{T}_\ell := \mathcal{I}_{P_2}^\ell \times \mathcal{I}_T^\ell$, where

$$\begin{aligned} \mathcal{I}_{P_1}^\ell &:= \{i_1, i_2, \dots, i_{P_1(\ell)}\} \subseteq \mathcal{I}_P, & i_1 < i_2 < \dots < i_{P_1(\ell)}, \\ \mathcal{I}_{P_2}^\ell &:= \{i'_1, i'_2, \dots, i'_{P_2(\ell)}\} \subseteq \mathcal{I}_P, & i'_1 < i'_2 < \dots < i'_{P_2(\ell)}, \\ \mathcal{I}_S^\ell &:= \{j_1, j_2, \dots, j_{S(\ell)}\} \subseteq \mathcal{I}_S, & j_1 < j_2 < \dots < j_{S(\ell)}, \\ \mathcal{I}_T^\ell &:= \{p_1, p_2, \dots, p_{T(\ell)}\} \subseteq \mathcal{I}_T, & p_1 < p_2 < \dots < p_{T(\ell)}. \end{aligned} \quad (1)$$

To simplify later calculations, we further assume that the SRNs and targets connected to target ℓ are connected to the same set of primary nodes, i.e.,

$$\begin{aligned} \mathcal{I}_{P_1}^\ell &= \mathcal{I}_{P_2}^\ell = \mathcal{I}_P^\ell := \{i_1, i_2, \dots, i_{P(\ell)}\} \subseteq \mathcal{I}_P, \\ i_1 < i_2 < \dots < i_{P(\ell)}. \end{aligned} \quad (2)$$

The TW-TOA measurement between primary node i and target node ℓ can be written as [14]

$$\hat{t}_{i,\ell} = \frac{d(\mathbf{a}_i, \mathbf{x}_\ell)}{c} + \frac{T_{i,\ell}^{\text{ar}}}{2} + \frac{\tilde{n}_{\ell,i}}{2} + \frac{\tilde{n}_{i,\ell}}{2}, \quad i \in \mathcal{I}_P^\ell, \ell \in \mathcal{I}_T, \quad (3)$$

where c is the speed of propagation, $d(\mathbf{a}_i, \mathbf{x}_\ell)$ is the Euclidian distance between PRN i and the point \mathbf{x}_ℓ , $T_{i,\ell}^{\text{ar}}$ is the turn-around time in response to the signal transmitted by the i th PRN at target node ℓ , $\tilde{n}_{i,\ell}$ is the TOA estimation error at target node ℓ for the signal transmitted by the i th PRN, and $\tilde{n}_{\ell,i}$ is the TOA estimation error at the i th PRN for the signal received from target node ℓ . The estimation errors are modeled as zero mean Gaussian random variables with variances $\sigma_{\ell,i}^2/c^2$ and $\sigma_{i,\ell}^2/c^2$; i.e., $\tilde{n}_{\ell,i} \sim \mathcal{N}(0, \sigma_{\ell,i}^2/c^2)$ and $\tilde{n}_{i,\ell} \sim \mathcal{N}(0, \sigma_{i,\ell}^2/c^2)$ [6], [14].

Suppose that SRNs and other target nodes are able to measure the TOA of the received signal from target node ℓ and PRN i connected to target node ℓ . The TOA estimates of the signal received from the i th PRN, during the TW-TOA

measurement with target node ℓ , at SRN j and at target node p are

$$\hat{t}_{i,\ell,j} = T_{o_i}^\ell + \frac{d(\mathbf{a}_i, \mathbf{a}_j)}{c} + \tilde{n}_{i,\ell,j}, \quad (i, j) \in \mathcal{C}_\ell, \ell \in \mathcal{I}_T, \quad (4a)$$

$$\hat{t}_{i,\ell,p} = T_{o_i}^\ell + \frac{d(\mathbf{a}_i, \mathbf{x}_p)}{c} + \tilde{n}_{i,\ell,p}, \quad (i, p) \in \mathcal{T}_\ell, \ell \in \mathcal{I}_T, \quad (4b)$$

where the i th PRN sends its signal at time instant $T_{o_i}^\ell$ to target node ℓ , which is unknown to SRN j and to target node p , $d(\mathbf{a}_i, \mathbf{a}_j)$ and $d(\mathbf{a}_i, \mathbf{x}_p)$ are the distances between PRN i to SRN j and to target node p , respectively, $\tilde{n}_{i,\ell,j}$ and $\tilde{n}_{i,\ell,p}$ are modeled as zero mean Gaussian random variables with variances $\sigma_{i,\ell,j}^2/c^2$ and $\sigma_{i,\ell,p}^2/c^2$, i.e., $\tilde{n}_{i,\ell,j} \sim \mathcal{N}(0, \sigma_{i,\ell,j}^2/c^2)$ and $\tilde{n}_{i,\ell,p} \sim \mathcal{N}(0, \sigma_{i,\ell,p}^2/c^2)$.

Suppose that the response signal from target node ℓ to this signal is also received at SRN j and at target node p as well. The TOA estimates for these signals at SRN j and at target node p are given by

$$\begin{aligned} \hat{t}_{i,\ell}^j &= T_{o_i}^\ell + \frac{d(\mathbf{a}_i, \mathbf{x}_\ell)}{c} + \frac{d(\mathbf{x}_\ell, \mathbf{a}_j)}{c} + T_{i,\ell}^{\text{ar}} + \tilde{n}_{i,\ell} + \tilde{n}_{\ell,j}, \\ (i, j) &\in \mathcal{C}_\ell, \ell \in \mathcal{I}_T, \end{aligned} \quad (5a)$$

$$\begin{aligned} \hat{t}_{i,\ell}^p &= T_{o_i}^\ell + \frac{d(\mathbf{a}_i, \mathbf{x}_\ell)}{c} + \frac{d(\mathbf{x}_\ell, \mathbf{x}_p)}{c} + T_{i,\ell}^{\text{ar}} + \tilde{n}_{i,\ell} + \tilde{n}_{\ell,p}, \\ (i, p) &\in \mathcal{T}_\ell, \ell \in \mathcal{I}_T. \end{aligned} \quad (5b)$$

Having two measurements in SRN j , namely, measurements in (4a) and in (5a), we are able to measure the TDOA between PRN i and target node ℓ corresponding to the distance from PRN i to target node ℓ plus two additional distances; distance from target node ℓ to SRN j and a distance due to the unknown turn-around time, i.e., $T_{i,\ell}^{\text{ar}}$, at target node ℓ .

To gain some insight into the problem, let us consider Fig. 1 and Fig. 2, where one PRN (PRN 1) performs the TW-TOA estimation with Target 4. Namely, PRN 1 sends a signal to Target 4 at time instant $T_{o_1}^4$, and Target 4 replies to this signal after $T_{1,4}^{\text{ar}}$, see Fig. 2. Suppose that three other nodes, SRN 2, SRN 3, and Target 5, listen to both signals. Since the distances between the reference nodes are known, it is possible in the secondary node to estimate the time reference $T_{o_1}^4$ from (4a), e.g., SRN 2 in Fig. 2; Hence, SRNs are able to estimate the overall distance from PRN i to target node ℓ and target node ℓ to SRN j plus the additional distance due to the delay $T_{i,\ell}^{\text{ar}}$, assuming that $T_{i,\ell}^{\text{ar}}$ is positive, as follows:

$$\begin{aligned} z_{i,\ell}^j &= c(\hat{t}_{i,\ell}^j - \hat{T}_{o_i}^\ell) = d(\mathbf{a}_i, \mathbf{x}_\ell) + d(\mathbf{a}_j, \mathbf{x}_\ell) + cT_{i,\ell}^{\text{ar}} \\ &+ n_{\ell,j} + n_{i,\ell} - n_{i,\ell,j}, \quad (i, j) \in \mathcal{C}_\ell, \ell \in \mathcal{I}_T, \end{aligned} \quad (6)$$

where $\hat{T}_{o_i}^\ell$ is an estimate of $T_{o_i}^\ell$ at the j th SRN, e.g., $\hat{T}_{o_i}^\ell = \hat{t}_{i,\ell,j} - d(\mathbf{a}_i, \mathbf{a}_j)/c = T_{o_i}^\ell + \tilde{n}_{i,\ell,j}$, $n_{\ell,j} = c\tilde{n}_{j,\ell}$, $n_{i,\ell} = c\tilde{n}_{i,\ell}$, and $n_{i,\ell,j} = c\tilde{n}_{i,\ell,j}$.

Similar to the process for the SRNs, other target nodes that receive both signals from PRN i and target node ℓ can play the role of secondary nodes, e.g., Target 5 in Fig. 1 and Fig. 2. Subtracting (5b) from (4b) and then multiplying with c yields

$$\begin{aligned} z_{i,\ell}^p &= c(\hat{t}_{i,\ell}^p - \hat{t}_{i,\ell,p}) = d(\mathbf{a}_i, \mathbf{x}_\ell) + d(\mathbf{x}_\ell, \mathbf{x}_p) - d(\mathbf{a}_i, \mathbf{x}_p) \\ &+ cT_{i,\ell}^{\text{ar}} + n_{\ell,p} + n_{i,\ell} - n_{i,\ell,p}, \quad (i, p) \in \mathcal{T}_\ell, \ell \in \mathcal{I}_T, \end{aligned} \quad (7)$$

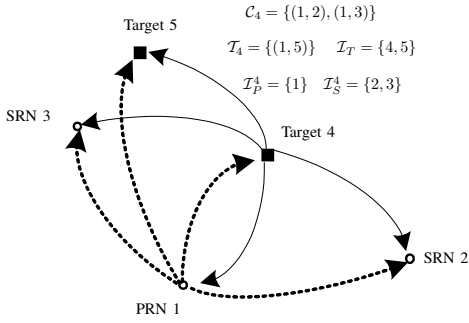


Fig. 1. A cooperative network consisting of one primary node, three secondary nodes, and two target nodes. Here the primary node initiates the TW-TOA measurement with Target 4. Both signals transmitted by PRN 1 and Target 4 are received at SRN 2, SRN 3, and Target 5.

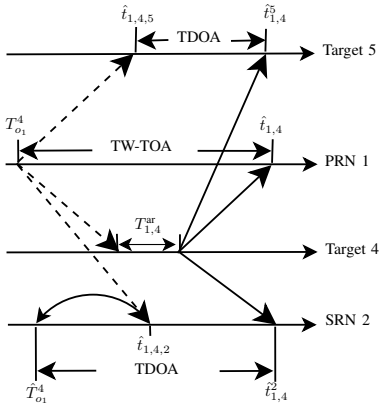


Fig. 2. The primary node 1 transmits a signal at T_{o1}^4 and Target 4 responds to the received signal after $T_{1,4}^4$. SRN 2 and Target 5 receive both signals transmitted by PRN 1 and Target 4, and compute TDOA measurement.

where $n_{\ell,p} = c\tilde{n}_{\ell,p}$ and $n_{i,\ell,p} = c\tilde{n}_{i,\ell,p}$.

In Eq. (6), parameters of target node ℓ , i.e., \mathbf{x}_ℓ and $T_{i,\ell}^{\text{ar}}$, are unknown, while in Eq. (7) besides the parameters of target node ℓ , the position of unknown target node p , i.e., \mathbf{x}_p , is also present. Note that target node p cannot make an estimate of T_{oi}^ℓ since the distance between PRN i and target node p is known in advance. From Eq. (3), the distance estimate to target node ℓ in the i th PRN plus additional distance due to the unknown turn-around time $T_{i,\ell}^{\text{ar}}$ is expressed as

$$z_{i,\ell} = c\hat{t}_{i,\ell} = d(\mathbf{a}_i, \mathbf{x}_\ell) + c\frac{T_{i,\ell}^{\text{ar}}}{2} + \frac{n_{i,\ell}}{2} + \frac{n_{\ell,i}}{2}, \quad i \in \mathcal{I}_P, \quad \ell \in \mathcal{I}_T, \quad (8)$$

where $n_{i,\ell} = c\tilde{n}_{i,\ell}$ and $n_{\ell,i} = c\tilde{n}_{\ell,i}$. Let us define the vector of measurement \mathbf{z} as

$$\mathbf{z} = [\mathbf{z}_{N+M+1}^T \cdots \mathbf{z}_{N+M+L}^T]^T, \quad (9)$$

where

$$\mathbf{z}_\ell = \left[z_{i_1,\ell} \cdots z_{i_{P(\ell)},\ell} z_{i_1,\ell}^{j_1} \cdots z_{i_{P(\ell)},\ell}^{j_{S(\ell)}} z_{i_1,\ell}^{p_1} \cdots z_{i_{P(\ell)},\ell}^{p_{T(\ell)}} \right]^T, \quad (i_n, j_m) \in \mathcal{C}_\ell, (i_n, p_m) \in \mathcal{T}_\ell, \ell \in \mathcal{I}_T. \quad (10)$$

The goal of a positioning algorithm is to find the position of L target nodes based on the position of the $N + M$ known sensor nodes and measurements made in (9).

In the positioning literature, it is commonly assumed that either an estimate of $T_{i,\ell}^{\text{ar}}$ is available [14] or it is extremely small such that it can be neglected [18], [19]. Since the estimation of the turn-around time needs an accurate calibration, it may generally increase the complexity. In this paper, we assume that no *a priori* knowledge of the turn-around time $T_{i,\ell}^{\text{ar}}$ is available. Since the turn-around time depends on the processing time at a target node, it is then reasonable to assume a constant value for it. Here we assume that for every target node, the turn-around time is unknown but fixed for all links, i.e., $T_{i,\ell}^{\text{ar}} = T_\ell^{\text{ar}}$, $i \in \mathcal{I}_P$, $\ell \in \mathcal{I}_T$.

III. OPTIMAL ESTIMATOR AND THEORETICAL LIMITS

In this section, we first derive the MLE for the positioning problem and in the sequel a theoretical lower bound on the variance of any unbiased estimator is obtained. To derive the MLE, we consider turn-around times as nuisance parameters that can be estimated along with target nodes' positions.

A. Maximum likelihood estimator

To find the MLE, we need to find the probability distribution function (PDF) of the measurement vector \mathbf{z} in (9). In Appendix A, the PDF of measurement vector \mathbf{z} , i.e., $f_{\mathbf{z}}(\mathbf{z}; \boldsymbol{\xi})$, is computed. The MLE then can be obtained by the following optimization problem:

$$\hat{\boldsymbol{\xi}} := \arg \max_{\boldsymbol{\xi}} f_{\mathbf{z}}(\mathbf{z}; \boldsymbol{\xi}), \quad (11)$$

where $\boldsymbol{\xi}$ is defined in (58). The expression for the MLE is given by

$$\begin{aligned} \hat{\boldsymbol{\xi}} := \arg \min_{\boldsymbol{\xi}} & \sum_{\ell \in \mathcal{I}_T} \sum_{i \in \mathcal{I}_P} \left\{ \left(\frac{4}{a_{\ell,i}^e \sigma_{\ell,i}^4} - \frac{2}{\sigma_{\ell,i}^2} \right) \alpha_{i,\ell}^2(\mathbf{x}_\ell) \right. \\ & + \sum_{j \in \mathcal{I}_S} \frac{(\alpha_{i,\ell}^j(\mathbf{x}_\ell))^2}{2(\sigma_{\ell,j}^2 + \sigma_{i,\ell,j}^2)} + \sum_{m \in \mathcal{I}_T} \frac{(\bar{\alpha}_{i,\ell}^m(\mathbf{x}_\ell, \mathbf{x}_m))^2}{2(\sigma_{\ell,m}^2 + \sigma_{i,\ell,m}^2)} \\ & - \frac{4\alpha_{i,\ell}(\mathbf{x}_\ell)}{a_{\ell,i}^e \sigma_{\ell,i}^2} \left(\sum_{j \in \mathcal{I}_S} \frac{\alpha_{i,\ell}^j(\mathbf{x}_\ell)}{\sigma_{\ell,j}^2 + \sigma_{i,\ell,j}^2} + \sum_{m \in \mathcal{I}_T} \frac{\bar{\alpha}_{i,\ell}^m(\mathbf{x}_\ell, \mathbf{x}_m)}{\sigma_{\ell,m}^2 + \sigma_{i,\ell,m}^2} \right) \\ & - \frac{1}{a_{\ell,i}^e} \sum_{j \in \mathcal{I}_S} \sum_{m \in \mathcal{I}_T} \frac{\alpha_{i,\ell}^j(\mathbf{x}_\ell) \bar{\alpha}_{i,\ell}^m(\mathbf{x}_\ell, \mathbf{x}_m)}{2(\sigma_{\ell,j}^2 + \sigma_{i,\ell,j}^2)(\sigma_{\ell,m}^2 + \sigma_{i,\ell,m}^2)} \\ & - \frac{1}{a_{\ell,i}^e} \left(\sum_{m \in \mathcal{I}_T} \frac{\bar{\alpha}_{i,\ell}^m(\mathbf{x}_\ell, \mathbf{x}_m)}{2(\sigma_{\ell,m}^2 + \sigma_{i,\ell,m}^2)} \right)^2 \\ & \left. - \frac{1}{a_{\ell,i}^e} \left(\sum_{j \in \mathcal{I}_S} \frac{\alpha_{i,\ell}^j(\mathbf{x}_\ell)}{2(\sigma_{\ell,j}^2 + \sigma_{i,\ell,j}^2)} \right)^2 \right\} \quad (12) \end{aligned}$$

where $a_{\ell,i}^e$, $\alpha_{i,\ell}$, $\alpha_{i,\ell}^j$, and $\bar{\alpha}_{i,\ell}^m$ are given in Appendix A, i.e., Eq. (60) and Eq. (64).

As can be seen, the MLE forces a difficult global optimization problem due to nonlinearity and nonconvexity issues. Therefore, we need to resort to the numerical methods, e.g., an iterative search algorithm with a good initial point. To avoid drawbacks in solving the MLE, in the next section we derive

a three-step linear estimator that approaches the CRLB for sufficiently high SNRs.

Note that for a single target node and a known turn-around time, expression in (12) changes to the MLE derived in [14]. It is also observed that when $\sigma_{i,\ell,j} \rightarrow \infty$ and $\sigma_{i,\ell,m} \rightarrow \infty$, i.e., a noncooperative scenario (conventional network) where $\mathcal{T}_\ell = \emptyset$, the MLE reduces to the well-known weighted nonlinear least squares estimator

$$\hat{\xi} := \arg \min_{\xi} \sum_{\ell \in \mathcal{I}_T} \sum_{j \in \mathcal{I}_S^\ell} \left\{ \left(\frac{4}{a_{\ell,i}^e \sigma_{\ell,i}^4} - \frac{2}{\sigma_{\ell,i}^2} \right) \alpha_{i,\ell}^2(\mathbf{x}_\ell) \right\}. \quad (13)$$

B. Cramér-Rao lower bound

Since the TOA errors are Gaussian random variables, \mathbf{z} in (9) is modeled as a Gaussian random vector with mean $\boldsymbol{\mu}$ and covariance matrix \mathbf{C} , i.e., $\mathbf{z} \sim \mathcal{N}(\boldsymbol{\mu}, \mathbf{C})$, where mean vector $\boldsymbol{\mu}$ and covariance matrix \mathbf{C} are as computed in Appendix B.

Considering the measurement vector in (9) with mean $\boldsymbol{\mu}$ and covariance matrix \mathbf{C} , which are given by (65) and (67), respectively, the Fisher information matrix can be computed as [40]:

$$[\mathbf{J}]_{nm} = \left[\frac{\partial \boldsymbol{\mu}}{\partial \psi_n} \right]^T \mathbf{C}^{-1} \left[\frac{\partial \boldsymbol{\mu}}{\partial \psi_m} \right], \quad n = 1, \dots, 3L \\ m = 1, \dots, 3L,$$

where

$$\psi_i = \begin{cases} x_{\ell,1}, & \text{if } i \leq 2L, \text{ mod}(i, 2) = 1, \ell = (N+M) + \lceil \frac{i}{2} \rceil \\ x_{\ell,2}, & \text{if } i \leq 2L, \text{ mod}(i, 2) = 0, \ell = (N+M) + \lceil \frac{i}{2} \rceil \\ T_\ell^{\text{ar}}, & \text{if } 2L < i \leq 3L, \ell = (N+M) + i - 2L. \end{cases} \quad (14)$$

Based on (66), $\partial \boldsymbol{\mu} / \partial \psi_n$ can be obtained as follows:

$$\left[\frac{\partial \boldsymbol{\mu}}{\partial \psi_n} \right] = \left[\frac{\partial \boldsymbol{\mu}_{N+M+1}^T}{\partial \psi_n} \dots \frac{\partial \boldsymbol{\mu}_{N+M+L}^T}{\partial \psi_n} \right]_{n=1, \dots, 3L}^T \\ \frac{\partial \boldsymbol{\mu}_\ell}{\partial \psi_n} = \left[\frac{\partial \mu_{i_1, \ell}}{\partial \psi_n} \dots \frac{\partial \mu_{i_{P(\ell)}, \ell}}{\partial \psi_n} \frac{\partial \mu_{i_1, \ell}^{j_1}}{\partial \psi_n} \dots \frac{\partial \mu_{i_{P(\ell)}, \ell}^{j_{S(\ell)}}}{\partial \psi_n} \frac{\partial \mu_{i_1, \ell}^{p_1}}{\partial \psi_n} \dots \right. \\ \left. \frac{\partial \mu_{i_{P(\ell)}, \ell}^{p_{T(\ell)}}}{\partial \psi_n} \right]^T, \quad (i_n, j_m) \in \mathcal{C}_\ell, (i_n, p_m) \in \mathcal{T}_\ell, \ell \in \mathcal{I}_T, \quad (15)$$

where

$$\frac{\partial \mu_{i,\ell}}{\partial \psi_n} = \begin{cases} \frac{x_{\ell,1} - a_{i,1}}{d(\mathbf{a}_i, \mathbf{x}_\ell)}, & \text{if } \text{mod}(n, 2) = 1, \ell = N+M + \lceil \frac{n}{2} \rceil \\ \frac{x_{\ell,2} - a_{i,2}}{d(\mathbf{a}_i, \mathbf{x}_\ell)}, & \text{if } \text{mod}(n, 2) = 0, \ell = N+M + \lceil \frac{n}{2} \rceil \\ \frac{c}{2}, & \text{if } \ell = N+M+n-2L \\ 0, & \text{otherwise} \end{cases} \\ i \in \mathcal{I}_P^\ell, \ell \in \mathcal{I}_T, \quad (16)$$

$$\frac{\partial \mu_{i,\ell}^j}{\partial \psi_n} = \begin{cases} \frac{x_{\ell,1} - a_{i,1}}{d(\mathbf{a}_i, \mathbf{x}_\ell)} + \frac{x_{\ell,1} - a_{j,1}}{d(\mathbf{x}_\ell, \mathbf{a}_j)}, & \text{if } \text{mod}(n, 2) = 1, \ell = N+M + \lceil \frac{n}{2} \rceil \\ \frac{x_{\ell,2} - a_{i,2}}{d(\mathbf{a}_i, \mathbf{x}_\ell)} + \frac{x_{\ell,2} - a_{j,2}}{d(\mathbf{x}_\ell, \mathbf{a}_j)}, & \text{if } \text{mod}(n, 2) = 0, \ell = N+M + \lceil \frac{n}{2} \rceil \\ c, & \text{if } \ell = N+M+n-2L \\ 0, & \text{otherwise} \end{cases} \\ (i, j) \in \mathcal{C}_\ell, \ell \in \mathcal{I}_T, \quad (17)$$

$$\frac{\partial \mu_{i,\ell}^p}{\partial \psi_n} = \begin{cases} \frac{x_{\ell,1} - a_{i,1}}{d(\mathbf{a}_i, \mathbf{x}_\ell)} + \frac{x_{\ell,1} - x_{p,1}}{d(\mathbf{x}_\ell, \mathbf{x}_p)}, & \text{if } \text{mod}(n, 2) = 1, \ell = N+M + \lceil \frac{n}{2} \rceil \\ \frac{x_{\ell,2} - a_{i,2}}{d(\mathbf{a}_i, \mathbf{x}_\ell)} + \frac{x_{\ell,2} - x_{p,2}}{d(\mathbf{x}_\ell, \mathbf{x}_p)}, & \text{if } \text{mod}(n, 2) = 0, \ell = N+M + \lceil \frac{n}{2} \rceil \\ c, & \text{if } \ell = N+M+n-2L \\ \frac{x_{p,1} - x_{\ell,1}}{d(\mathbf{x}_\ell, \mathbf{x}_p)} - \frac{x_{p,1} - a_{i,1}}{d(\mathbf{a}_i, \mathbf{x}_p)}, & \text{if } \text{mod}(n, 2) = 1, p = N+M + \lceil \frac{n}{2} \rceil \\ \frac{x_{p,2} - x_{\ell,2}}{d(\mathbf{x}_\ell, \mathbf{x}_p)} - \frac{x_{p,2} - a_{i,2}}{d(\mathbf{a}_i, \mathbf{x}_p)}, & \text{if } \text{mod}(n, 2) = 0, p = N+M + \lceil \frac{n}{2} \rceil \\ 0, & \text{otherwise} \end{cases} \\ (i, p) \in \mathcal{T}_\ell, \ell \in \mathcal{I}_T. \quad (18)$$

The CRLB, which is a lower bound on the variance of any unbiased estimator, can be obtained as

$$\mathbb{E}\{\|\hat{\mathbf{x}}_\ell - \mathbf{x}_\ell\|^2\} \geq \left([\mathbf{J}^{-1}]_{(j-1)(j-1)} + [\mathbf{J}^{-1}]_{jj} \right) \Big|_{j=2(\ell-(N+M))}, \\ \ell \in \mathcal{I}_T. \quad (19)$$

For the single target node, the CRLB in (19) reduces to

$$\mathbb{E}\{\|\hat{\mathbf{x}}_1 - \mathbf{x}_1\|^2\} \\ \geq \frac{J_{33}(J_{22} + J_{11}) - (J_{32}^2 + J_{13}^2)}{J_{33}(J_{11}J_{22} - J_{12}^2) + (2J_{31}J_{23}J_{12} - J_{22}J_{13}^2 - J_{11}J_{23}^2)} \\ = \frac{J_{33} - (J_{32}^2 + J_{13}^2)(J_{22} + J_{11})^{-1}}{J_{33}\Upsilon + (2J_{31}J_{23}J_{12} - J_{22}J_{13}^2 - J_{11}J_{23}^2)(J_{22} + J_{11})^{-1}} \quad (20)$$

where $J_{ij} = [\mathbf{J}]_{ij}$ and $\Upsilon^{-1} = \frac{J_{22} + J_{11}}{J_{11}J_{22} - J_{12}^2}$ is a lower bound on the variance of any unbiased estimator when the perfect knowledge of the turn-around time is available [14]. For the perfect knowledge of the turn-around time, i.e., $J_{i3} \rightarrow 0$, $i = 1, 2, 3$, Eq. (20) tends to Υ^{-1} .

Note that all results obtained here and in the previous section can also be applied to conventional networks in which there are only primary nodes.

IV. LINEAR ESTIMATOR

In this section, using linearization techniques, we obtain a linear estimator to solve the positioning problem for cooperative networks. In the proposed estimator, we first obtain a coarse estimate for the position of the target nodes, and then refine them in the next steps.

A. First step

One way to obtain a linear model versus the target node's position is to apply a nonlinear pre-processing on measurements [34], [41], [42]. Suppose that the level of noise is small. Lets move the term $cT_\ell^{\text{ar}}/2$, recalling that $T_{i,\ell}^{\text{ar}} = T_\ell^{\text{ar}}$, in (8) to the left-hand-side. Now squaring both sides, after dropping the small term, yields

$$\begin{aligned} z_{i,\ell}^2 - c z_{i,\ell} T_\ell^{\text{ar}} + c^2 \frac{(T_\ell^{\text{ar}})^2}{4} &\approx \|\mathbf{x}_\ell\|^2 - 2\mathbf{a}_i^T \mathbf{x}_\ell + \|\mathbf{a}_i\|^2 \\ + 2d(\mathbf{a}_i, \mathbf{x}_\ell) \vartheta_{i,\ell}, \quad i &\in \mathcal{I}_P, \ell \in \mathcal{I}_T, \end{aligned} \quad (21)$$

where $\vartheta_{i,\ell} = n_{i,\ell}/2 + n_{\ell,i}/2$. A linear model can be obtained as follows:

$$\begin{aligned} \tilde{z}_{i,\ell} &= z_{i,\ell}^2 - \|\mathbf{a}_i\|^2 = [-2\mathbf{a}_i^T \ z_{i,\ell} \ 1] \boldsymbol{\psi}_\ell + 2d(\mathbf{a}_i, \mathbf{x}_\ell) \vartheta_{i,\ell}, \\ i &\in \mathcal{I}_P, \ell \in \mathcal{I}_T, \end{aligned} \quad (22)$$

where $\boldsymbol{\psi}_\ell = [\mathbf{x}_\ell^T \ cT_\ell^{\text{ar}} \ \|\mathbf{x}_\ell\|^2 - (cT_\ell^{\text{ar}})^2/4]^T$.

For the TDOA measurement at the j th SRN, i.e., Eq. (6), we first arrange a new set of measurements as

$$\begin{aligned} \tilde{z}_{i,\ell}^j &= z_{i,\ell}^j - z_{i,\ell} = d(\mathbf{x}_\ell, \mathbf{a}_j) + c \frac{T_\ell^{\text{ar}}}{2} + \epsilon_{i,j}^\ell, \quad (i,j) \in \mathcal{C}_\ell, \\ \ell &\in \mathcal{I}_T, \end{aligned} \quad (23)$$

where $\epsilon_{i,j}^\ell = n_{\ell,j} + n_{i,\ell}/2 - n_{\ell,i}/2 - n_{i,\ell,j}$. Now similar to Eq. (21), we can linearize Eq. (23) to get

$$\begin{aligned} (\tilde{z}_{i,\ell}^j)^2 - c \tilde{z}_{i,\ell}^j T_\ell^{\text{ar}} + c^2 \frac{(T_\ell^{\text{ar}})^2}{4} &\approx \|\mathbf{x}_\ell\|^2 - 2\mathbf{a}_j^T \mathbf{x}_\ell + \|\mathbf{a}_j\|^2 \\ + 2d(\mathbf{x}_\ell, \mathbf{a}_j) \epsilon_{i,j}^\ell, \quad (i,j) &\in \mathcal{C}_\ell, \ell \in \mathcal{I}_T. \end{aligned} \quad (24)$$

Again a linear model based on unknown parameters is obtained as follows:

$$\begin{aligned} \tilde{r}_{i,\ell}^j &= (\tilde{z}_{i,\ell}^j)^2 - \|\mathbf{a}_j\|^2 = [-2\mathbf{a}_j^T \ \tilde{z}_{i,\ell}^j \ 1] \boldsymbol{\psi}_\ell + 2d(\mathbf{x}_\ell, \mathbf{a}_j) \epsilon_{i,j}^\ell, \\ (i,j) &\in \mathcal{C}_\ell, \ell \in \mathcal{I}_T. \end{aligned}$$

The linear set of equations can be written as

$$\mathbf{d}_\ell = \mathbf{A}_\ell \boldsymbol{\psi}_\ell + \boldsymbol{\nu}_\ell, \quad \ell \in \mathcal{I}_T, \quad (25)$$

where

$$\mathbf{d}_\ell = \left[\tilde{z}_{i_1,\ell} \ \dots \ \tilde{z}_{i_{P(\ell)},\ell} \ \tilde{r}_{i_1,\ell}^{j_1} \ \dots \ \tilde{r}_{i_{P(\ell)},\ell}^{j_{S(\ell)}} \right]^T, \quad (26a)$$

$$\mathbf{A}_\ell = \begin{bmatrix} -2\mathbf{a}_{i_1}^T & z_{i_1,\ell} & 1 \\ \vdots & \vdots & \vdots \\ -2\mathbf{a}_{i_{P(\ell)}}^T & z_{i_{P(\ell)},\ell} & 1 \\ -2\mathbf{a}_{j_1}^T & \tilde{z}_{i_1,\ell}^{j_1} & 1 \\ \vdots & \vdots & \vdots \\ -2\mathbf{a}_{j_{S(\ell)}}^T & \tilde{z}_{i_{P(\ell)},\ell}^{j_{S(\ell)}} & 1 \end{bmatrix}, \quad (26b)$$

$$\begin{aligned} \boldsymbol{\nu}_\ell &= 2 \left[d(\mathbf{a}_{i_1}, \mathbf{x}_\ell) \vartheta_{i_1,\ell} \ \dots \ d(\mathbf{a}_{i_{P(\ell)}}, \mathbf{x}_\ell) \vartheta_{i_{P(\ell)},\ell} \ d(\mathbf{x}_\ell, \mathbf{a}_{j_1}) \epsilon_{i_1,j_1}^\ell \right. \\ &\quad \left. \dots \ d(\mathbf{x}_\ell, \mathbf{a}_{j_{S(\ell)}}) \epsilon_{i_{P(\ell)},j_{S(\ell)}}^\ell \right]^T, \quad (i_n, j_m) \in \mathcal{C}_\ell, \quad (i_n, p_m) \in \mathcal{I}_\ell. \end{aligned} \quad (26c)$$

Using the least squares criterion [40, Ch. 8], a closed-form solution to Eq. (25) can be obtained as $\hat{\boldsymbol{\psi}}_\ell = (\mathbf{A}_\ell^T \mathbf{C}_{\boldsymbol{\nu}_\ell}^{-1} \mathbf{A}_\ell)^{-1} \mathbf{A}_\ell^T \mathbf{C}_{\boldsymbol{\nu}_\ell}^{-1} \mathbf{d}_\ell$. If matrix \mathbf{A}_ℓ is ill-conditioned, we can use the regularization technique [38, Ch. 6] to get

$$\hat{\boldsymbol{\psi}}_\ell = (\mathbf{A}_\ell^T \mathbf{C}_{\boldsymbol{\nu}_\ell}^{-1} \mathbf{A}_\ell + \lambda_\ell \mathbf{I}_4)^{-1} \mathbf{A}_\ell^T \mathbf{C}_{\boldsymbol{\nu}_\ell}^{-1} \mathbf{d}_\ell, \quad \ell \in \mathcal{I}_T, \quad (27)$$

where parameter λ_ℓ defines the tradeoff between $\|\mathbf{d}_\ell - \mathbf{A}_\ell \boldsymbol{\psi}_\ell\|^2$ and $\|\boldsymbol{\psi}_\ell\|^2$, and the covariance matrix $\mathbf{C}_{\boldsymbol{\nu}_\ell}$ of the zero mean noise vector $\boldsymbol{\nu}_\ell$ is as computed in Appendix C.

We here show for a large network, matrix \mathbf{A}_ℓ in (26b) is ill-conditioned, i.e., has a large condition number (CN). To that aim, we first find a lower bound on the CN of the matrix \mathbf{A}_ℓ .

Lemma 4.1: Let \mathbf{F} be an n by m matrix with ordered singular values $\delta_1 \geq \delta_2 \geq \dots$. Let \mathbf{F}_r denote a submatrix of \mathbf{F} derived by deleting a total of r rows/or columns from \mathbf{F} . Suppose the ordered singular values of \mathbf{F}_r are $\tilde{\delta}_1 \geq \tilde{\delta}_2 \geq \dots$. Then

$$\delta_k \geq \tilde{\delta}_k \geq \delta_{k+r}, \quad k = 1, \dots, \min\{n, m\}, \quad (28)$$

where for a p by q matrix \mathbf{H} we set $\delta_j = 0$ if $j > \min\{p, q\}$.

Proof: Please see Corollary 3.1.3 in [43, Ch. 3]. ■

Proposition 4.2: (Sufficient condition) Let $\mathbf{A}_{\ell,4} \in \mathbb{R}^{Q \times 3}$, where $Q = \mathcal{I}_P^\ell (1 + \mathcal{I}_S^\ell)$, be a submatrix of the $\mathbf{A}_\ell \in \mathbb{R}^{Q \times 4}$ in (26b) derived by deleting the last column (the 4th column) of matrix \mathbf{A}_ℓ . If $\|\mathbf{A}_{\ell,4}\|_F \gg \sqrt{Q}$ (e.g., this is the case for a large network where some entries of matrix $\mathbf{A}_{\ell,4}$ have large values), then the CN of matrix \mathbf{A}_ℓ is large and the matrix is ill-conditioned.

Proof: Suppose that matrix $\mathbf{A}_\ell = [\boldsymbol{\tau}_1 \ \boldsymbol{\tau}_2 \ \boldsymbol{\tau}_3 \ \boldsymbol{\tau}_4]_{Q \times 4}$ has full column-rank, i.e., $Q \geq 4$, where Q is the number of rows of matrix \mathbf{A}_ℓ and $\boldsymbol{\tau}_i$, $i = 1, 2, 3, 4$, are column vectors, e.g., $\boldsymbol{\tau}_4 = \mathbf{1}_Q$. Let $\delta_1 \geq \delta_2 \geq \delta_3 \geq \delta_4 > 0$ be the singular values of matrix \mathbf{A}_ℓ . Then, one can write [44]

$$\text{Tr}(\mathbf{A}_\ell^T \mathbf{A}_\ell) = \sum_{i=1}^3 \|\boldsymbol{\tau}_i\|^2 + Q = \|\mathbf{A}_{\ell,4}\|_F^2 + Q = \sum_{i=1}^4 \delta_i^2.$$

Therefore, a lower bound on the largest δ_1 of the matrix \mathbf{A}_ℓ , although not very tight, can be found as

$$\delta_1 \geq \sqrt{\frac{\text{Tr}(\mathbf{A}_\ell^T \mathbf{A}_\ell)}{4}} = \sqrt{\frac{\|\mathbf{A}_{\ell,4}\|_F^2 + Q}{4}}. \quad (29)$$

Now we find a simple upper bound on the smallest singular value δ_4 . Suppose that we delete all the columns except the column 4. Then, using Lemma 4.1, we can write

$$\delta_4 \leq \|\mathbf{1}_Q\| = \sqrt{Q}. \quad (30)$$

According to (29) and (30), a lower bound on the CN of the matrix \mathbf{A}_ℓ in (26b) can be obtained as

$$\text{CN of matrix } \mathbf{A}_\ell = \frac{\delta_1}{\delta_4} \geq \sqrt{\frac{\|\mathbf{A}_{\ell,4}\|_F^2 + Q}{4Q}}. \quad (31)$$

Although the lower-bound in (31) is not very tight, it is sufficient to show that, for large networks, when matrix $\mathbf{A}_{\ell,4}$

has $\|\mathbf{A}_{\ell,4}\|_F^2 \gg Q$, then it is ill-conditioned. In fact,

$$\lim_{\frac{\|\mathbf{A}_{\ell,4}\|_F^2}{Q} \rightarrow \infty} \text{CN} = \frac{\delta_1}{\delta_4} \rightarrow \infty.$$

This condition is sufficient and it does not claim that if the entries of the matrix \mathbf{A}_ℓ are small, the CN is consequently small. ■

Similar matrices have appeared in the positioning literature when the least squares approach is employed to solve the problem, e.g., see [33]–[36], [45]. Therefore, if large networks are considered, those matrices are ill-conditioned.

Let us decompose the positive semidefinite matrix $\mathbf{A}_\ell^T \mathbf{C}_{\nu_\ell}^{-1} \mathbf{A}_\ell$ using singular value decomposition as $\mathbf{U}^T \mathbf{\Delta} \mathbf{U}$ where \mathbf{U} and $\mathbf{\Delta}$ are orthogonal and diagonal matrices, respectively. Considering $\mathbf{U}^T \mathbf{U} = \mathbf{I}_4$, we can compute the bias of the estimator as,

$$\begin{aligned} \mathbb{E}\{\hat{\boldsymbol{\psi}}_\ell\} - \boldsymbol{\psi}_\ell \\ = \mathbf{U}^T \mathbf{\Delta}_{\lambda_\ell}^{-1} \mathbf{\Delta} \mathbf{U} \boldsymbol{\psi}_\ell - \boldsymbol{\psi}_\ell = \mathbf{U}^T (\mathbf{\Delta}_{\lambda_\ell}^{-1} - \mathbf{\Delta}^{-1}) \mathbf{\Delta} \mathbf{U} \boldsymbol{\psi}_\ell, \end{aligned} \quad (32)$$

where $\mathbf{\Delta}_{\lambda_\ell} = \mathbf{\Delta} + \lambda_\ell \mathbf{I}_4$. It is observed that the estimator in (27) is biased in general. However, it can be shown that for high SNRs, the estimator tends to be an unbiased estimator. The covariance matrix of $\hat{\boldsymbol{\psi}}$ can be computed as

$$\begin{aligned} \text{cov}(\hat{\boldsymbol{\psi}}_\ell) = \\ (\mathbf{A}_\ell^T \mathbf{C}_{\nu_\ell}^{-1} \mathbf{A}_\ell + \lambda_\ell \mathbf{I}_4)^{-1} \mathbf{A}_\ell^T \mathbf{C}_{\nu_\ell}^{-1} \mathbf{A}_\ell^T (\mathbf{A}_\ell^T \mathbf{C}_{\nu_\ell}^{-1} \mathbf{A}_\ell + \lambda_\ell \mathbf{I}_4)^{-1}. \end{aligned} \quad (33)$$

To compute the covariance matrix \mathbf{C}_{ν_ℓ} , the real distances between reference nodes to the target ℓ is required. Since in practice, the real distances are not available, we instead use the estimated distances. To do this, first we can compute (27) by replacing \mathbf{C}_{ν_ℓ} with the identity matrix and then we can obtain the distance estimate from reference nodes to the target. It has been shown in [41] that the degradation of replacing the estimated distances instead of the real distances is negligible.

Since the elements of estimated parameters in (27) are dependent, one method to improve the estimation accuracy, called correction technique [33], [35], [36], is to take this relation between elements of $\hat{\boldsymbol{\psi}}$ into account. Here we extend the correction technique to our problem. Suppose each element of (27) can be written as

$$\begin{aligned} [\hat{\boldsymbol{\psi}}_\ell]_1 &= x_{\ell,1} + e_1, \\ [\hat{\boldsymbol{\psi}}_\ell]_2 &= x_{\ell,2} + e_2, \\ [\hat{\boldsymbol{\psi}}_\ell]_3 &= cT_\ell^{\text{ar}} + e_3, \\ [\hat{\boldsymbol{\psi}}_\ell]_4 &= \|\mathbf{x}_\ell\|^2 - \frac{1}{4}(cT_\ell^{\text{ar}})^2 + e_4, \quad \ell \in \mathcal{I}_T. \end{aligned} \quad (34)$$

where $\boldsymbol{\epsilon} = [e_1 \ e_2 \ e_3 \ e_4]^T$ is the error of estimation $\boldsymbol{\epsilon} = \hat{\boldsymbol{\psi}}_\ell - \boldsymbol{\psi}_\ell$. Let the errors on estimation be considerably small. Therefore, squaring both sides of the first three elements of (34) yields

$$\begin{aligned} [\hat{\boldsymbol{\psi}}_\ell]_1^2 &\simeq x_{\ell,1}^2 + 2x_{\ell,1}e_1, \\ [\hat{\boldsymbol{\psi}}_\ell]_2^2 &\simeq x_{\ell,2}^2 + 2x_{\ell,2}e_2, \\ [\hat{\boldsymbol{\psi}}_\ell]_3^2 &\simeq (cT_\ell^{\text{ar}})^2 + 2cT_\ell^{\text{ar}}e_3, \quad \ell \in \mathcal{I}_T. \end{aligned} \quad (35)$$

Hence, the relation between the estimated elements in (27) can be written, using (35), as

$$\mathbf{b}_\ell = \mathbf{B}\boldsymbol{\phi}_\ell + \boldsymbol{\zeta}_\ell, \quad (36)$$

where

$$\begin{aligned} \mathbf{b}_\ell &= \left[[\hat{\boldsymbol{\psi}}_\ell]_1^2 \ [\hat{\boldsymbol{\psi}}_\ell]_2^2 \ [\hat{\boldsymbol{\psi}}_\ell]_3^2 \ [\hat{\boldsymbol{\psi}}_\ell]_4 \right]^T, \\ \boldsymbol{\zeta}_\ell &= [2x_{\ell,1}e_1 \ 2x_{\ell,2}e_2 \ 2cT_\ell^{\text{ar}}e_3 \ e_4]^T \\ \boldsymbol{\phi}_\ell &= \left[x_{\ell,1}^2 \ x_{\ell,2}^2 \ (cT_\ell^{\text{ar}})^2 \right], \\ \mathbf{B} &= \begin{bmatrix} 1 & 0 & 0 \\ 0 & 1 & 0 \\ 0 & 0 & 1 \\ 1 & 1 & -\frac{1}{4} \end{bmatrix}. \end{aligned} \quad (37)$$

The least squares approximation of $\boldsymbol{\phi}_\ell$ is obtained from (36) as

$$\hat{\boldsymbol{\phi}}_\ell = (\mathbf{B}^T \mathbf{C}_{\zeta_\ell}^{-1} \mathbf{B})^{-1} \mathbf{B}^T \mathbf{C}_{\zeta_\ell}^{-1} \mathbf{b}_\ell, \quad (38)$$

where covariance matrix $\mathbf{C}_{\zeta_\ell}^{-1}$ can be computed as

$$\mathbf{C}_{\zeta_\ell} = \mathbb{E}\{(\mathbf{b}_\ell - \mathbf{B}\boldsymbol{\phi}_\ell)(\mathbf{b}_\ell - \mathbf{B}\boldsymbol{\phi}_\ell)^T\} = \mathbf{\Lambda}_\ell \text{cov}(\hat{\boldsymbol{\psi}}_\ell) \mathbf{\Lambda}_\ell, \quad (39)$$

where $\mathbf{\Lambda}_\ell = \text{diag}(2x_{\ell,1}, 2x_{\ell,2}, 2cT_\ell^{\text{ar}}, 1)$.

To compute the covariance matrix $\mathbf{\Lambda}_\ell$, since the exact value of the unknown vector $\boldsymbol{\phi}_\ell$ is not available, the estimated one from (27) is replaced. The covariance matrix of $\hat{\boldsymbol{\phi}}_\ell$ is given by

$$\text{cov}(\hat{\boldsymbol{\phi}}_\ell) = (\mathbf{B}^T \mathbf{C}_{\zeta_\ell}^{-1} \mathbf{B})^{-1}. \quad (40)$$

Finally, the target position can be obtained as follows:

$$\tilde{x}_{\ell,j} = \frac{[\hat{\boldsymbol{\psi}}_\ell]_j}{[\hat{\boldsymbol{\psi}}_\ell]_j} \sqrt{[\hat{\boldsymbol{\phi}}_\ell]_j}, \quad j = 1, 2, \ell \in \mathcal{I}_T. \quad (41)$$

The estimate $\tilde{\mathbf{x}}_\ell = [\tilde{x}_{\ell,1} \ \tilde{x}_{\ell,2}]^T$ obtained in (41) is a coarse estimate and it is refined in step three.

The covariance matrix of the estimator in (41) can be computed similar to [35] as follows. Suppose that the estimate in (38) can be written as

$$\hat{\boldsymbol{\phi}}_\ell = \boldsymbol{\phi}_\ell + \tilde{\boldsymbol{\zeta}}, \quad (42)$$

where $\tilde{\boldsymbol{\zeta}} = [\tilde{\zeta}_1 \ \tilde{\zeta}_2]$ is the error of estimation in (38). Using the first-order Taylor-series expression, assuming small error $\tilde{\boldsymbol{\zeta}}$, we get

$$\tilde{x}_{\ell,j} = \frac{[\hat{\boldsymbol{\psi}}_\ell]_j}{[\hat{\boldsymbol{\psi}}_\ell]_j} \left(|x_{\ell,j}| + \frac{1}{2|x_{\ell,j}|} \tilde{\zeta}_j \right), \quad j = 1, 2. \quad (43)$$

Hence, the covariance matrix of $\tilde{\mathbf{x}}_\ell$ can be computed as

$$\text{cov}(\tilde{\mathbf{x}}_\ell) = \tilde{\mathbf{B}}_\ell \left[\text{cov}(\hat{\boldsymbol{\phi}}_\ell) \right]_{(1:2,1:2)} \tilde{\mathbf{B}}_\ell, \quad (44)$$

where $\tilde{\mathbf{B}}_\ell = \frac{1}{2} \text{diag}(|x_{\ell,1}|^{-1}, |x_{\ell,2}|^{-1})$ and $[\mathbf{Z}]_{(1:n,1:m)}$ denotes the upper left $n \times m$ part of matrix \mathbf{Z} .

B. Second step

In this step, we consider the measurements taken in (7) between target nodes that were not involved in the first step. Since the turn-around time is linearly dependent on the measurements in (7), we derive a simple estimator for the turn-around time estimation.

For a small error of estimation, let us apply the first-order Taylor-series expansion for the measurements in (7) about (41) (considering $\tilde{\mathbf{x}}_\ell = [\tilde{x}_{\ell,1} \ \tilde{x}_{\ell,2}]^T$, $\ell \in \mathcal{I}_T$) as follows:

$$\begin{aligned}
z_{i,\ell}^p &\simeq d(\mathbf{a}_i, \tilde{\mathbf{x}}_\ell) + d(\tilde{\mathbf{x}}_\ell, \tilde{\mathbf{x}}_p) - d(\mathbf{a}_i, \tilde{\mathbf{x}}_p) + \frac{(\tilde{\mathbf{x}}_\ell - \mathbf{a}_i)^T}{d(\mathbf{a}_i, \tilde{\mathbf{x}}_\ell)} (\mathbf{x}_\ell - \tilde{\mathbf{x}}_\ell) \\
&+ \frac{(\tilde{\mathbf{x}}_\ell - \tilde{\mathbf{x}}_p)^T}{d(\tilde{\mathbf{x}}_\ell, \tilde{\mathbf{x}}_p)} (\mathbf{x}_\ell - \tilde{\mathbf{x}}_\ell) - \frac{(\tilde{\mathbf{x}}_p - \mathbf{a}_i)^T}{d(\mathbf{a}_i, \tilde{\mathbf{x}}_p)} (\mathbf{x}_p - \tilde{\mathbf{x}}_p) + cT_\ell^{\text{ar}} \\
&+ \frac{(\tilde{\mathbf{x}}_p - \mathbf{x}_\ell)^T}{d(\tilde{\mathbf{x}}_\ell, \tilde{\mathbf{x}}_p)} (\mathbf{x}_p - \tilde{\mathbf{x}}_p) + n_{p,\ell} + n_{i,\ell} - n_{i,\ell,p} \\
&= d(\mathbf{a}_i, \tilde{\mathbf{x}}_\ell) + \left(\frac{\tilde{\mathbf{x}}_\ell - \mathbf{a}_i}{d(\mathbf{a}_i, \tilde{\mathbf{x}}_\ell)} + \frac{\tilde{\mathbf{x}}_\ell - \tilde{\mathbf{x}}_p}{d(\tilde{\mathbf{x}}_\ell, \tilde{\mathbf{x}}_p)} \right)^T (\tilde{\mathbf{x}}_\ell - \tilde{\mathbf{x}}_\ell) \\
&- d(\mathbf{a}_i, \tilde{\mathbf{x}}_p) + \left(\frac{\tilde{\mathbf{x}}_p - \tilde{\mathbf{x}}_\ell}{d(\tilde{\mathbf{x}}_\ell, \tilde{\mathbf{x}}_p)} - \frac{\tilde{\mathbf{x}}_p - \mathbf{a}_i}{d(\mathbf{a}_i, \tilde{\mathbf{x}}_p)} \right)^T (\mathbf{x}_p - \tilde{\mathbf{x}}_p) \\
&+ d(\tilde{\mathbf{x}}_\ell, \tilde{\mathbf{x}}_p) + cT_\ell^{\text{ar}} + n_{p,\ell} + n_{i,\ell} - n_{i,\ell,p}, \quad (i, p) \in \mathcal{T}_\ell, \\
&\ell \in \mathcal{I}_T, \quad (45)
\end{aligned}$$

If the distribution of random vector $\Delta \mathbf{x}_\ell = \mathbf{x}_\ell - \tilde{\mathbf{x}}_\ell$ is known, it is possible to derive the MLE for the turn-around time T_ℓ^{ar} . For high SNRs, the estimator obtained in the last section is approximately an unbiased estimator, i.e., $\mathbb{E}\{\mathbf{x}_\ell - \tilde{\mathbf{x}}_\ell\} \approx 0$, $\ell \in \mathcal{I}_T$. Instead of deriving the MLE, an estimator based on the least squares criterion can be obtained and we can estimate the turn-around time T_ℓ^{ar} as

$$\tilde{T}_\ell^{\text{ar}} = \frac{1}{c|\mathcal{T}_\ell|} \sum_{(i,p) \in \mathcal{T}_\ell} \left(z_{i,\ell}^p - d(\mathbf{a}_i, \tilde{\mathbf{x}}_\ell) - d(\tilde{\mathbf{x}}_\ell, \tilde{\mathbf{x}}_p) + d(\mathbf{a}_i, \tilde{\mathbf{x}}_p) \right). \quad (46)$$

A more accurate estimation can be obtained considering the weighting matrix based on the covariance matrix of the noise. We leave it here since the simple averaging estimator works well as we observed through simulations.

C. Third step

In the final step, the estimate of target nodes' positions is refined. The difference between this step and two previous steps is that here all target nodes' positions are corrected simultaneously while in the two last steps, every estimation parameter, i.e., the position of the target node or the turn-around time, is updated one by one. Based on the estimation in the step one and two, namely estimation in (41) and (46), let us apply the first-order Taylor series expansion to whole measurements. For target node ℓ , we get

$$z_{i,\ell} \simeq d(\mathbf{a}_i, \tilde{\mathbf{x}}_\ell) + \frac{(\tilde{\mathbf{x}}_\ell - \mathbf{a}_i)^T}{d(\mathbf{a}_i, \tilde{\mathbf{x}}_\ell)} (\mathbf{x}_\ell - \tilde{\mathbf{x}}_\ell) + c \frac{\tilde{T}_\ell^{\text{ar}}}{2} + \frac{n_{i,\ell}}{2} + \frac{n_{\ell,i}}{2}, \quad (47a)$$

$$\begin{aligned}
z_{i,\ell}^j &\simeq d(\mathbf{a}_i, \tilde{\mathbf{x}}_\ell) + \left(\frac{\tilde{\mathbf{x}}_\ell - \mathbf{a}_i}{d(\mathbf{a}_i, \tilde{\mathbf{x}}_\ell)} + \frac{\tilde{\mathbf{x}}_\ell - \mathbf{a}_j}{d(\tilde{\mathbf{x}}_\ell, \mathbf{a}_j)} \right)^T (\mathbf{x}_\ell - \tilde{\mathbf{x}}_\ell) \\
&+ d(\tilde{\mathbf{x}}_\ell, \mathbf{a}_j) + c\tilde{T}_\ell^{\text{ar}} + n_{j,\ell} + n_{i,\ell} - n_{i,\ell,j}, \quad (i, j) \in \mathcal{C}_\ell, \ell \in \mathcal{I}_T, \quad (47b)
\end{aligned}$$

$$\begin{aligned}
z_{i,\ell}^p &\simeq d(\mathbf{a}_i, \tilde{\mathbf{x}}_\ell) + \left(\frac{\tilde{\mathbf{x}}_\ell - \mathbf{a}_i}{d(\mathbf{a}_i, \tilde{\mathbf{x}}_\ell)} + \frac{\tilde{\mathbf{x}}_\ell - \tilde{\mathbf{x}}_p}{d(\tilde{\mathbf{x}}_\ell, \tilde{\mathbf{x}}_p)} \right)^T (\mathbf{x}_\ell - \tilde{\mathbf{x}}_\ell) \\
&+ c\tilde{T}_\ell^{\text{ar}} + \left(\frac{\tilde{\mathbf{x}}_p - \tilde{\mathbf{x}}_\ell}{d(\tilde{\mathbf{x}}_\ell, \tilde{\mathbf{x}}_p)} - \frac{\tilde{\mathbf{x}}_p - \mathbf{a}_i}{d(\mathbf{a}_i, \tilde{\mathbf{x}}_p)} \right)^T (\mathbf{x}_p - \tilde{\mathbf{x}}_p) + d(\tilde{\mathbf{x}}_\ell, \tilde{\mathbf{x}}_p) \\
&- d(\mathbf{x}_i, \tilde{\mathbf{x}}_p) + n_{p,\ell} + n_{i,\ell} - n_{i,\ell,p}, \quad (i, p) \in \mathcal{T}_\ell, \quad \ell \in \mathcal{I}_T. \quad (47c)
\end{aligned}$$

Therefore, from (47a), (47b), and (47c) a new linear model based on the error of estimation $\Delta \mathbf{x}$ can be derived as

$$\mathbf{h} = \mathbf{G} \Delta \mathbf{x} + \boldsymbol{\nu}, \quad (48)$$

where $\Delta \mathbf{x} = [\Delta \mathbf{x}_{N+M+1}^T \ \dots \ \Delta \mathbf{x}_{N+M+L}^T]^T$ and $\Delta \mathbf{x}_\ell = \mathbf{x}_\ell - \tilde{\mathbf{x}}_\ell$, and vector $\mathbf{h} = [\mathbf{h}_{N+M+1}^T \ \dots \ \mathbf{h}_{N+M+L}^T]^T$ is obtained as follows:

$$\begin{aligned}
\mathbf{h}_\ell &= [h_{i_1,\ell} \ \dots \ h_{i_{P(\ell)},\ell} \ h_{i_1,\ell}^{j_1} \ \dots \ h_{i_{P(\ell)},\ell}^{j_{S(\ell)}} \ h_{i_1,\ell}^{p_1} \ \dots \ h_{i_{P(\ell)},\ell}^{p_{T(\ell)}}]^T, \\
&(i_n, j_m) \in \mathcal{C}_\ell, (i_n, p_m) \in \mathcal{T}_\ell, \ell \in \mathcal{I}_T, \quad (49)
\end{aligned}$$

where

$$\begin{aligned}
h_{i,\ell} &= z_{i,\ell} - d(\mathbf{a}_i, \tilde{\mathbf{x}}_\ell) - c \frac{\tilde{T}_\ell^{\text{ar}}}{2}, \quad h_{i,\ell}^j = z_{i,\ell}^j - d(\mathbf{a}_i, \tilde{\mathbf{x}}_\ell) \\
&- d(\tilde{\mathbf{x}}_\ell, \mathbf{a}_j) - c\tilde{T}_\ell^{\text{ar}}, \\
h_{i,\ell}^p &= z_{i,\ell}^p - d(\mathbf{a}_i, \tilde{\mathbf{x}}_\ell) - d(\tilde{\mathbf{x}}_\ell, \tilde{\mathbf{x}}_p) + d(\mathbf{a}_i, \tilde{\mathbf{x}}_p) - c\tilde{T}_\ell^{\text{ar}}, \\
&i \in \mathcal{I}_P^\ell, (i, j) \in \mathcal{C}_\ell, (i, p) \in \mathcal{T}_\ell, \ell \in \mathcal{I}_T. \quad (50)
\end{aligned}$$

Let matrix \mathbf{G} be written as

$$\mathbf{G} = [\mathbf{G}_{N+M+1}^T \ \dots \ \mathbf{G}_{N+M+L}^T]^T, \quad (51)$$

where submatrix \mathbf{G}_ℓ is obtained as

$$\begin{aligned}
\mathbf{G}_\ell &= [\mathbf{g}_{i_1,\ell} \ \dots \ \mathbf{g}_{i_{P(\ell)},\ell} \ \mathbf{g}_{i_1,\ell}^{j_1} \ \dots \ \mathbf{g}_{i_{P(\ell)},\ell}^{j_{S(\ell)}} \ \mathbf{g}_{i_1,\ell}^{p_1} \ \dots \ \mathbf{g}_{i_{P(\ell)},\ell}^{p_{T(\ell)}}]^T, \\
&(i_n, j_m) \in \mathcal{C}_\ell, (i_n, p_m) \in \mathcal{T}_\ell, \ell \in \mathcal{I}_T, \quad (52)
\end{aligned}$$

and vectors $\mathbf{g}_{i,\ell} \in \mathbb{R}^{2L \times 1}$, $\mathbf{g}_{n,\ell}^m \in \mathbb{R}^{2L \times 1}$, and $\mathbf{g}_{p,\ell}^q \in \mathbb{R}^{2L \times 1}$ are obtained as

$$\begin{aligned}
\mathbf{g}_{i,\ell} &= \left[0 \ \dots \ \underbrace{\frac{(\tilde{\mathbf{x}}_\ell - \mathbf{a}_i)^T}{d(\mathbf{a}_i, \tilde{\mathbf{x}}_\ell)}}_{\ell\text{th}} \ \dots \ 0 \right]^T, \\
\mathbf{g}_{i,\ell}^j &= \left[0 \ \dots \ \underbrace{\frac{(\tilde{\mathbf{x}}_\ell - \mathbf{a}_i)^T}{d(\mathbf{a}_i, \tilde{\mathbf{x}}_\ell)} + \frac{(\tilde{\mathbf{x}}_\ell - \mathbf{a}_j)^T}{d(\tilde{\mathbf{x}}_\ell, \mathbf{a}_j)}}_{\ell\text{th}} \ \dots \ 0 \right]^T, \\
[\mathbf{g}_{i,\ell}^p]_k &= \begin{cases} 0 & \text{if } k \neq \ell, p \\ \frac{(\tilde{\mathbf{x}}_\ell - \tilde{\mathbf{x}}_p)^T}{d(\tilde{\mathbf{x}}_\ell, \tilde{\mathbf{x}}_p)} + \frac{(\tilde{\mathbf{x}}_\ell - \mathbf{a}_i)^T}{d(\mathbf{a}_i, \tilde{\mathbf{x}}_\ell)}, & \text{if } k = \ell \\ \frac{(\tilde{\mathbf{x}}_p - \tilde{\mathbf{x}}_\ell)^T}{d(\tilde{\mathbf{x}}_\ell, \tilde{\mathbf{x}}_p)} - \frac{(\tilde{\mathbf{x}}_p - \mathbf{a}_i)^T}{d(\mathbf{a}_i, \tilde{\mathbf{x}}_p)}, & \text{if } k = p. \end{cases} \quad (53)
\end{aligned}$$

To solve (48), we note that the new linear model is derived assuming small errors of estimation. Hence, to obtain the estimation error from (48), i.e., $\Delta \mathbf{x}$, to be small enough (if

possible), we solve a regularized least squares problem as follows:

$$\underset{\Delta \mathbf{x}}{\text{minimize}} \|\mathbf{h} - \mathbf{G}\Delta \mathbf{x}\|_{\mathbf{C}^{-1}}^2 + \gamma \|\Delta \mathbf{x}\|^2, \quad (54)$$

where the regularization parameter $\gamma > 0$ determines the tradeoff between $\|\mathbf{h} - \mathbf{G}\Delta \mathbf{x}\|_{\mathbf{C}^{-1}}^2$ and $\|\Delta \mathbf{x}\|^2$, and $\|\alpha\|_{\mathbf{P}}^2$ stands for the weighted norm $\alpha^T \mathbf{P} \alpha$. The solution to (54), Tikhonov regularization problem, is given by [38, Ch. 6]

$$\tilde{\Delta \mathbf{x}} = (\mathbf{G}^T \mathbf{C}^{-1} \mathbf{G} + \gamma \mathbf{I}_{2L})^{-1} \mathbf{G}^T \mathbf{C}^{-1} \mathbf{h}, \quad (55)$$

where the covariance matrix \mathbf{C} is given by (67) in Appendix B. Finally, the updated estimate in this step is

$$\tilde{\mathbf{x}}_\ell = \tilde{\mathbf{x}}_\ell + \tilde{\Delta \mathbf{x}}_\ell, \quad \ell \in \mathcal{I}_T. \quad (56)$$

It is noticed that step three can be repeated for a number of updates; however, as observed in the simulations, one round of update is sufficient to get very close to the CRLB. Note that similar procedures can be derived for the conventional networks.

V. COMPLEXITY ANALYSIS

In this section we evaluate the complexity of the estimators considered in this study based on the total number of the floating-point operations or *flops*. We assume that an addition, subtraction, multiplication, division, or square root operation in the real domain can be computed by one flop. We calculate the total number of the flops for every method and express it as a polynomial of the free parameters [46]. To simplify the expression, we keep only the leading term of the complexity expression.

A. The maximum likelihood estimator

As previously mentioned, the MLE is nonlinear and non-convex. The complexity of the MLE highly depends on the solution method. Moreover, for every method we may have a number of parameters that affect the complexity, e.g., the number of iterations, the initial point, or the solution accuracy. We leave the complexity analysis of methods that may be used to solve the MLE and instead we compute the cost of evaluating the objective function of the MLE (12) for a certain point. To do that we first compute the cost of each element in (12) separately. We need 6 flops to compute a distance. For computing $\alpha_{i,\ell}(\mathbf{x}_\ell)$, $\alpha_{i,\ell}^j(\mathbf{x}_\ell)$, and $\tilde{\alpha}_{i,\ell}^m(\mathbf{x}_\ell, \mathbf{x}_m)$, we require 9, 15, and 22 flops, respectively (we consider cT_ℓ^{ar} as a single variable). Similarly, $1/a_{i,\ell}^e$ needs $6 + 5(|\mathcal{I}_S^\ell| + |\mathcal{I}_T^\ell|)$ flops to compute. Then the total number of flops for evaluating the MLE at a point can be computed as

$$\text{MLE flops} \simeq \sum_{\ell \in \mathcal{I}_T} |\mathcal{I}_P^\ell| (74 + 13(|\mathcal{I}_S^\ell| + |\mathcal{I}_T^\ell|) + 3|\mathcal{I}_S^\ell||\mathcal{I}_T^\ell|).$$

Therefore, for dense networks the leading term is

$$\text{MLE flops} \simeq 3 \sum_{\ell \in \mathcal{I}_T} |\mathcal{I}_P^\ell||\mathcal{I}_S^\ell||\mathcal{I}_T^\ell|.$$

B. The linear estimator

For the linear estimator, we compute the complexity for each step. Hence, the total cost is the sum of the complexity of three steps. There are a number of ways to find the complexity of a linear estimator, e.g., see [47], [48]. Here, we derive the complexity for the worst case without any attempt to optimize computations to take advantage of, e.g., the structure of matrices.

1) *First step*: We first compute the complexity of computing $\mathbf{C}_{\nu_\ell}^{-1}$. \mathbf{C}_{ν_ℓ} can be computed by $|\mathcal{I}_P^\ell|(25 + 13|\mathcal{I}_S^\ell| + |\mathcal{I}_S^\ell|^2)$ flops. Now we compute the positive definite matrix $\mathbf{C}_{\nu_\ell}^{-1}$ by $(|\mathcal{I}_P^\ell|(1 + |\mathcal{I}_S^\ell|))^3 + (|\mathcal{I}_P^\ell|(1 + |\mathcal{I}_S^\ell|))^2 + |\mathcal{I}_P^\ell|(1 + |\mathcal{I}_S^\ell|)$ flops. The matrix multiplication $\mathbf{A}_\ell^T \mathbf{C}_{\nu_\ell}^{-1}$ requires $8(|\mathcal{I}_P^\ell|(1 + |\mathcal{I}_S^\ell|))^2$ flops. Therefore, the total complexity of Eq.(27) can be computed as:

First step flops

$$\begin{aligned} &\simeq \underbrace{3|\mathcal{I}_P^\ell|(1 + |\mathcal{I}_S^\ell|) + |\mathcal{I}_S^\ell|}_{\text{cost of computing } \mathbf{d}_\ell} + \underbrace{|\mathcal{I}_P^\ell|(25 + 13|\mathcal{I}_S^\ell| + |\mathcal{I}_S^\ell|^2)}_{\text{cost of computing } \mathbf{C}_{\nu_\ell}} \\ &+ \underbrace{(|\mathcal{I}_P^\ell|(1 + |\mathcal{I}_S^\ell|))^3 + (|\mathcal{I}_P^\ell|(1 + |\mathcal{I}_S^\ell|))^2 + |\mathcal{I}_P^\ell|(1 + |\mathcal{I}_S^\ell|)}_{\text{cost of computing } \mathbf{C}_{\nu_\ell}^{-1}} \\ &+ \underbrace{8(|\mathcal{I}_P^\ell|(1 + |\mathcal{I}_S^\ell|))^2 + 32|\mathcal{I}_P^\ell|(1 + |\mathcal{I}_S^\ell|) + 8 + 64 + 16 + 4}_{\text{cost of } (\mathbf{A}_\ell^T \mathbf{C}_{\nu_\ell}^{-1} \mathbf{A}_\ell + \lambda_\ell \mathbf{I}_4)^{-1}} \\ &+ \underbrace{8|\mathcal{I}_P^\ell|(1 + |\mathcal{I}_S^\ell|) + 32}_{\text{cost of } (\mathbf{A}_\ell^T \mathbf{C}_{\nu_\ell}^{-1} \mathbf{A}_\ell + \lambda_\ell \mathbf{I}_4)^{-1} \mathbf{A}_\ell^T \mathbf{C}_{\nu_\ell}^{-1} \mathbf{d}_\ell}. \end{aligned}$$

Similarly, we can find the complexity of the correction technique. It can be verified that the complexity of the correction technique is negligible compared to the cost of Eq.(27) since the most complex part, i.e., Eq.(33), has been already computed. Then, for every target we can define the complexity by getting the leading term as

$$\text{First step flops} \simeq |\mathcal{I}_P^\ell||\mathcal{I}_S^\ell|^2 + |\mathcal{I}_P^\ell|^3|\mathcal{I}_S^\ell|^3 + 3|\mathcal{I}_P^\ell|^3|\mathcal{I}_S^\ell|^2 + 9|\mathcal{I}_P^\ell|^2|\mathcal{I}_S^\ell|^2.$$

The total cost for all targets can be computed as

$$\begin{aligned} \text{Total cost of the first step} &\simeq \sum_{\ell \in \mathcal{I}_T} |\mathcal{I}_P^\ell||\mathcal{I}_S^\ell|^2 + |\mathcal{I}_P^\ell|^3|\mathcal{I}_S^\ell|^3 \\ &+ 3|\mathcal{I}_P^\ell||\mathcal{I}_S^\ell|^2 + 10|\mathcal{I}_P^\ell|^2|\mathcal{I}_S^\ell|^2. \end{aligned}$$

2) *Second step*: The cost of the turn-around time estimation for target node ℓ can be computed as

$$\text{Second step flops} \simeq 12|\mathcal{I}_P^\ell| + 6|\mathcal{I}_T^\ell| + 3|\mathcal{I}_P^\ell||\mathcal{I}_T^\ell| + 2.$$

Then considering the leading terms, the total cost for all targets can be computed as

$$\text{Total cost of the second step} \simeq \sum_{\ell \in \mathcal{I}_T} 3|\mathcal{I}_P^\ell||\mathcal{I}_T^\ell|.$$

3) *Third step*: From the first step, we can compute the matrix \mathbf{C}^{-1} with a little modification. Hence, when computing the overall cost for an algorithm that involves both step one and three, we can disregard the cost for computing \mathbf{C}^{-1} when formulating the cost for step three. We will follow this

approach here, and the complexity of the estimation in (55), remembering block diagonal nature of the matrix \mathbf{C}^{-1} , can be computed as follows:

$$\begin{aligned}
& \text{Total cost of the third step} \\
& \simeq \underbrace{\sum_{\ell \in \mathcal{I}_T} |\mathcal{I}_P^\ell| (|\mathcal{I}_S^\ell| + |\mathcal{I}_T^\ell|) + |\mathcal{I}_P^\ell| + |\mathcal{I}_S^\ell| + |\mathcal{I}_T^\ell|}_{\text{cost of computing } G} \\
& + 4L^2 \underbrace{\sum_{\ell \in \mathcal{I}_T} |\mathcal{I}_P^\ell| (1 + |\mathcal{I}_S^\ell| + |\mathcal{I}_T^\ell|)}_{\text{cost of computing } \mathbf{G}^T \mathbf{C}^{-1}} \\
& + 4L^2 \underbrace{\sum_{\ell \in \mathcal{I}_T} (|\mathcal{I}_P^\ell| + |\mathcal{I}_S^\ell| + |\mathcal{I}_T^\ell|)}_{\text{cost of } \mathbf{G}^T \mathbf{C}^{-1} \mathbf{G} + \gamma \mathbf{I}_{2L}} + 4L \\
& + 4L \underbrace{\sum_{\ell \in \mathcal{I}_T} |\mathcal{I}_P^\ell| + |\mathcal{I}_S^\ell| + |\mathcal{I}_T^\ell|}_{\text{cost of } \mathbf{G}^T \mathbf{C}^{-1} \mathbf{h}} \\
& + \underbrace{8L^3 + 4L^2 + 6L}_{\text{cost } (\mathbf{G}^T \mathbf{C}^{-1} \mathbf{G} + \gamma \mathbf{I}_{2L})^{-1}} + \underbrace{2L}_{\text{cost of (56)}}.
\end{aligned}$$

Table I shows the cost of different approaches (considering the leading terms) for a fully connected network.

VI. SIMULATIONS RESULTS

In this section, computer simulations are performed to evaluate the performance of the different approaches. To compare different methods, we consider the root-mean-square-error (RMSE) for target node ℓ defined as

$$\text{RMSE} = \sqrt{\mathbb{E}(\|\hat{\mathbf{x}}_\ell - \mathbf{x}_\ell\|^2)}. \quad (57)$$

The network deployment shown in Fig.3(a) consists of four PRNs (sensor nodes 1, 2, 3, and 4), four SNRs (sensor nodes 5, 6, 7, and 8), and six targets (sensor nodes 9, 10, 11, 12, 13, and 14). The connectivity matrix for the network is shown in Fig. 3(b), where every target is connected to a number of PRNs, SRNs, and other targets. For instance target node 9 is connected to primary nodes 1, 2, and 4, to secondary nodes 5 and 8, and to targets 10, 11, 13, and 14. In every realization for a target node, the turn-around time is randomly drawn from [10, 1000] ns. We also assume that $\sigma_{i,\ell} = \sigma_{\ell,i} = \sigma_{i,\ell,j} = \sigma$. In all simulations, joint estimation of the turn-around time and the position is considered unless stated otherwise. In addition, no attempt is taken to choose the optimum value for the regularization parameters and we simply set $\lambda_\ell = 0.3$ and $\gamma = 0.0002$. To compute the MLE, we employ Matlab's function *lsqnonlin* [49] initialized with the true values of the positions and turn-around times of targets. In the simulations, we consider targets 9, 12, 13, and 14.

A. Effects of the turn-around time

In this section, we study the effects of involving turn-around times in the estimation process for different scenarios. In the conventional network (Conv.), the measurements in PRNs are used to jointly estimate the position of a target and its turn-around time. For the cooperative network, we distinguish

between involving only SRNs (Coop.1) and involving both SRNs and target nodes (Coop.2) in the estimation process.

In Fig. 4, we illustrate the CRLBs of position estimation for different networks. For every network, the CRLB is plotted for two cases; the perfect knowledge of the turn-around time and the joint estimation of the turn-around time and the position. It is observed that estimating the turn-around time as a nuisance parameter can deteriorate the accuracy of the position estimation. For target nodes 9 and 12, the difference between two cases is negligible, while there is a more noticeable difference for target nodes 13 and 14, especially for target node 14. For target node 14 for the conventional network, the gap between the two curves increases as the standard deviation of noise increases while for the cooperative networks (Coop.1 and Coop.2) the CRLB of the joint estimation of the turn-around time and the target position is very close to the CRLB of the case in which the perfect knowledge of the turn-around time is available. It is clear from the figure that the cooperation idea improves the performance of the estimator especially for high values of the standard deviation of noise. It is concluded that involving target nodes as pseudo secondary nodes improves the performance as well.

For further investigations, we study the case when the partial knowledge of the turn-around time is available. This information can be obtained by, for instance, calibrating a target node with a fixed sensor node. The target node can estimate its turn-around time using loopback test and then transmit it to other sensor nodes [13], [14]. Let us model the turn-around time of target node ℓ as a Gaussian random variable with mean $\mu_{T_\ell^{\text{ar}}}$ and variance $\sigma_{T_\ell^{\text{ar}}}^2$, i.e., $T_\ell^{\text{ar}} \sim \mathcal{N}(\mu_{T_\ell^{\text{ar}}}, \sigma_{T_\ell^{\text{ar}}}^2)$.

Fig. 5 shows the CRLBs of target node 9 and 14 in various scenarios when partial knowledge of the turn-around time is available in different sensor nodes. We fix the standard deviation of the TOA estimation error (σ) to be equal to 10 and 30 meters and plot the CRLB versus standard deviation $\sigma_{T_\ell^{\text{ar}}}$. It is again observed that the cooperative networks outperform the conventional network. Based on Fig. 4 and Fig. 5, we can obtain a benchmark to specify the values of σ and $\sigma_{T_\ell^{\text{ar}}}$ for which the joint estimation of position and turn-around time outperforms to the case in which the partial knowledge of the turn-around time is available. For instance for target 14, Coop.1 for $\sigma = 30$ m has better performance compared to the case in which partial knowledge of the turn-around time with $\sigma_{T_9^{\text{ar}}} \geq 12$ is available.

B. Performance of estimators

As mentioned in Section IV-A, matrix \mathbf{A}_ℓ in (26b) has a large CN if a large network is considered. For the network considered in the simulations, we plot the cumulative distribution function (CDF) of the CN of matrix \mathbf{A}_ℓ for target 9 and 14 in Fig. 6 for 3000 realizations of noise for different values of σ . It can be observed that the CN of matrix \mathbf{A}_ℓ is large; hence, the regularization technique is one option in order to solve the linear model in (25).

Fig. 7 shows the RMSEs of the MLE, the CLRB, and the linear estimator for the cooperative network (Coop.2) for target nodes 9 and 14. It is observed that the linear estimator in step

TABLE I
COST OF DIFFERENT APPROACHES FOR A FULLY CONNECTED NETWORK, $|\mathcal{I}_p^\ell| = N$, $|\mathcal{I}_S^\ell| = M$, AND $|\mathcal{I}_T^\ell| = L - 1$.

Method	Flops
Evaluation of the MLE at a point	$3LNM(L-1)$
First step	$L(NM^2 + N^3M^3 + 3N^3M^2 + 9N^2M^2)$
Second step	$3LN(L-1)$
Third step	$LN(M+L) + 4L^3N(N+L) + 4L^3(N+M+L) + 8L^3$

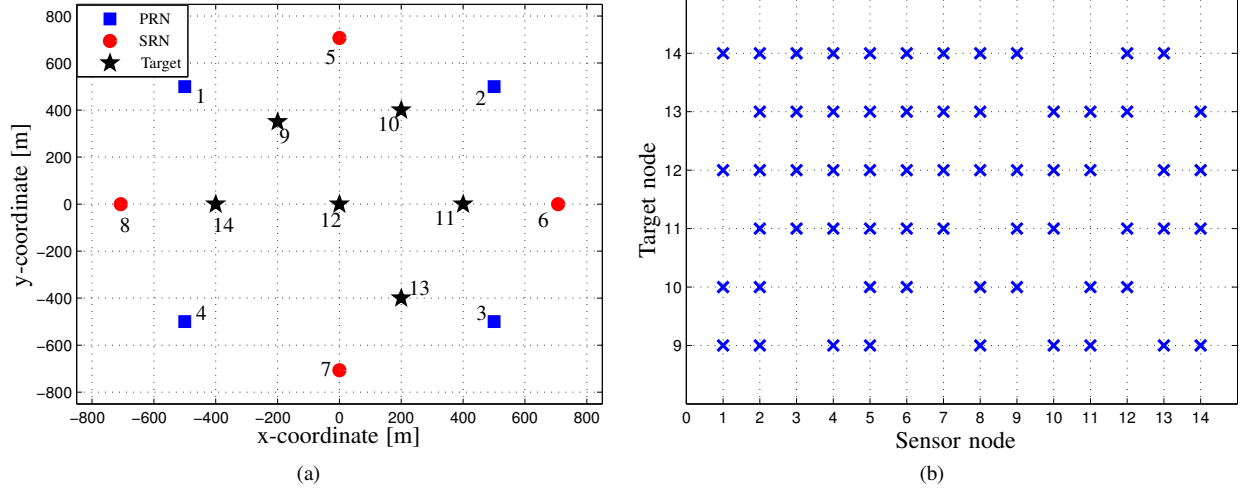


Fig. 3. (a) The network deployment used in the simulation (b) The connectivity matrix: the x-marker shows which nodes are connected.

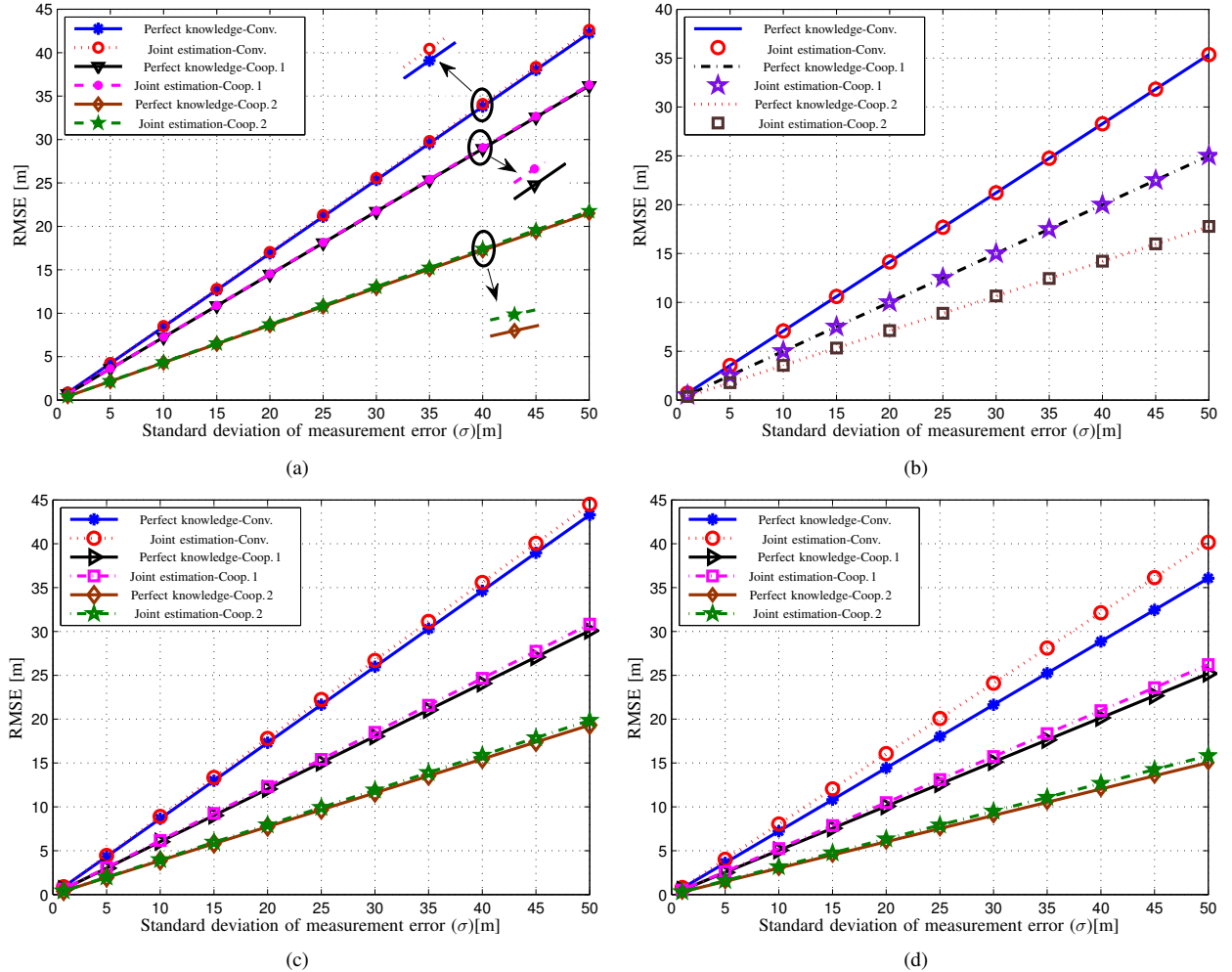


Fig. 4. CRLBs of different networks for different targets (a) target 9, (b) target 12, (c) target 13, and (d) target 14.

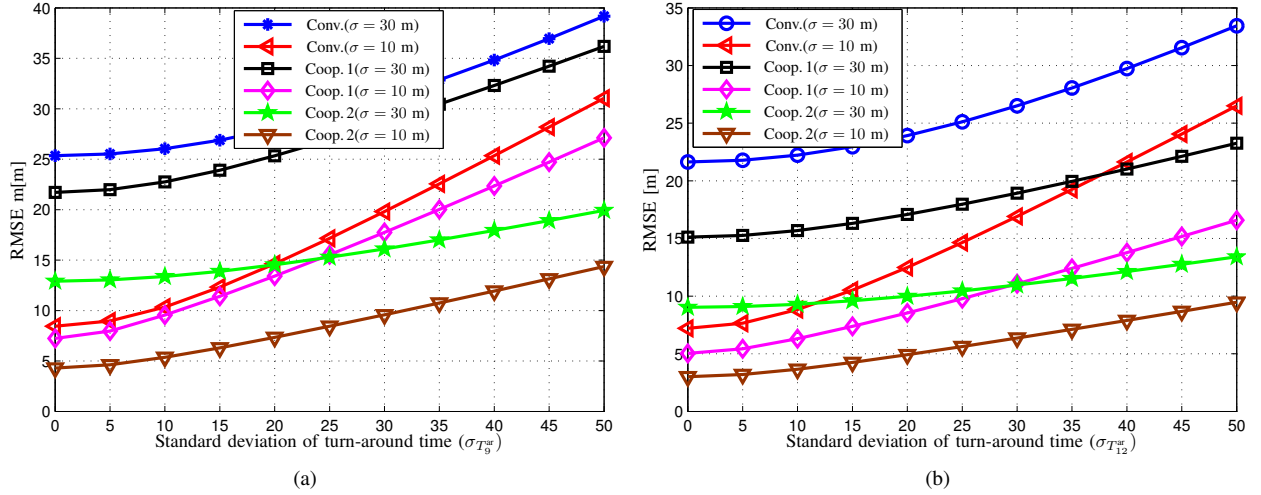


Fig. 5. CRLBs of different networks for different targets(a) target 9 and (b) target 14.

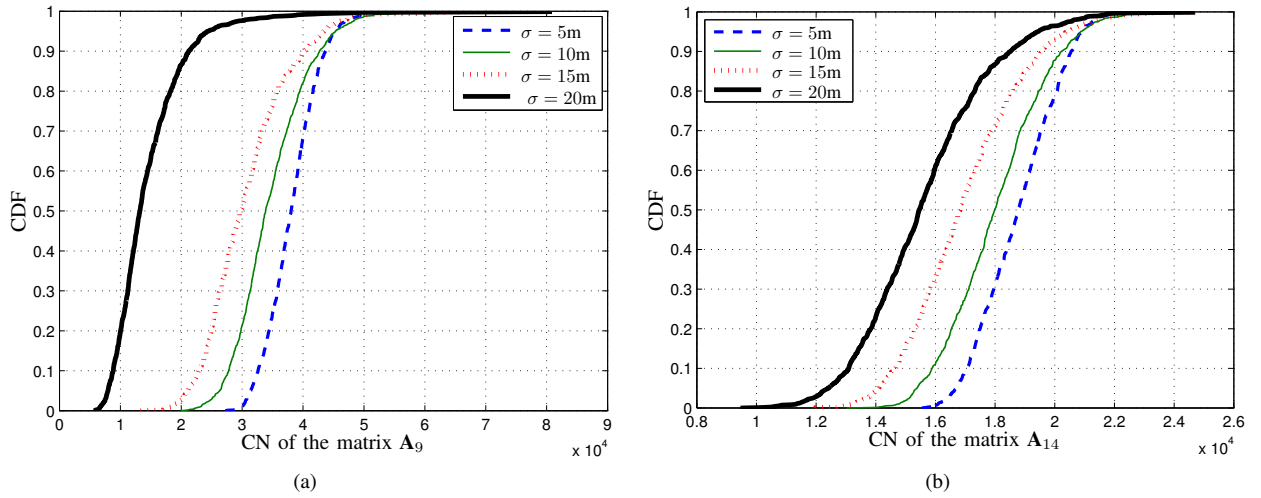


Fig. 6. CDF of CN of the matrix A_l for different values of σ (a) target node 9 and (b) target node 14.

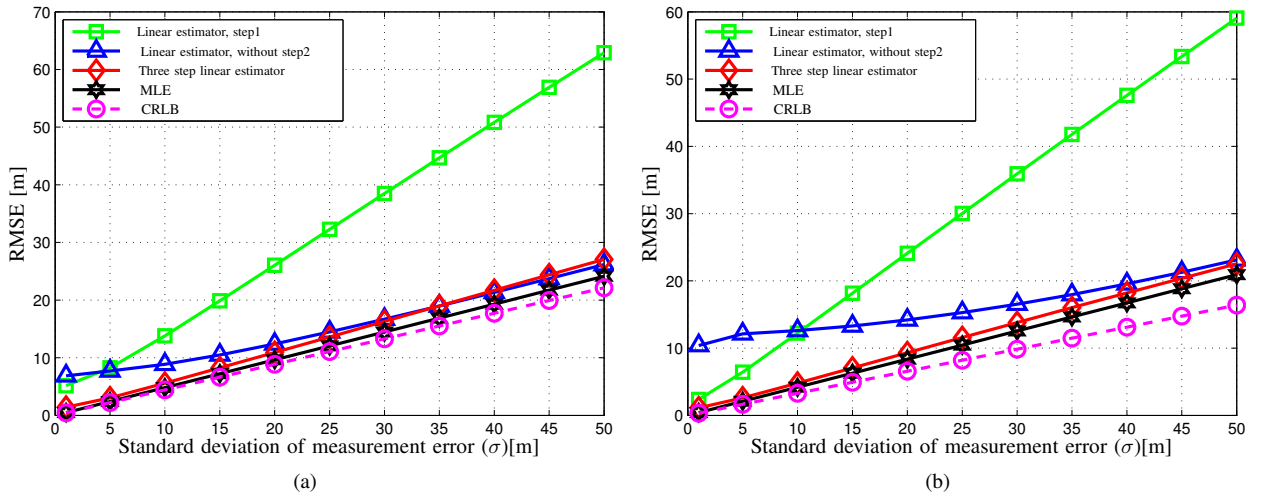


Fig. 7. RMSE of CRLB, MLE, and linear estimator for the cooperative network (Coop. 2) for (a) target node 9 and (b) target node 14.

three attains the CRLB for sufficiently high SNRs. It is also seen that removing step two and considering a two step linear estimator, i.e., a linear estimator consisting of step one and step three, deteriorates the performance for low σ (high SNR). For high SNRs, it seems that the estimation of the turn-around time in the first step is more accurate than the one in the second step. Then, the estimation of the target position in step three can be affected by the accuracy of the turn-around time estimation. Note that we do not attempt to obtain the optimum regularization parameters in the simulations.

VII. CONCLUSIONS

In this paper, we have studied the multi-target positioning problem in cooperative sensor networks using TW-TOA and TDOA measurements performed by primary and secondary nodes, respectively. We have assumed that there is no *a priori* knowledge of the turn-around time at target nodes and we have modeled them as nuisance parameters that can be jointly estimated with the position of the targets. We have proposed a new model for multiple target nodes positioning where target nodes can play the role of secondary nodes. Then, we have derived an MLE that forces a difficult global optimization problem due to the nonconvex nature of its cost function. To cope with the difficulty in solving the MLE, we have used two different linearization techniques to obtain linear estimators. The proposed estimator is implemented in three steps: In the first step, a coarse estimate is obtained; and in the second and third steps, the estimates are refined. The advantage of the proposed linear estimator is that it can get very close to the CRLB for sufficiently high SNRs. For future studies, we can focus on situations in which some target nodes are just connected to a number of other target nodes. One approach for this scenario is to consider the TW-TOA measurements between the targets. Moreover, positioning in NLOS scenarios and designing robust algorithms, e.g., based on a projection approach, are of great interest for future studies. Finally, the effects of non-Gaussian measurement errors on the proposed linear estimator can be investigated based on practical TOA measurements.

VIII. ACKNOWLEDGMENT

Authors would like to thank Prof. Steven Kay and Prof. Mats Viberg for comments on the linear estimator. They also like to thank Dr. Mats Rydström for the comments on the paper. The simulations were performed on resources provided by the Swedish National Infrastructure for Computing (SNIC) at C3SE.

APPENDIX A PDF OF MEASUREMENTS

Since measurements in (10) are correlated, due to the term $n_{i,\ell}$ in (6), (7), and (8), we first perform conditioning on correlated terms, i.e., $\mathbf{n}_T = [\mathbf{n}_{T_1}^T \dots \mathbf{n}_{T_L}^T]^T$ and then compute $f_{\mathbf{z}|\mathbf{n}_T}(\mathbf{z}|\mathbf{n}_T; \boldsymbol{\xi})$, where

$$\begin{aligned} \mathbf{n}_{T_k} &= [n_{i_1,\ell} \dots n_{i_{P(\ell)},\ell}]_{i_m \in \mathcal{I}_P^\ell, \ell=N+M+k}^T, \\ \boldsymbol{\xi} &= [\mathbf{x}_{N+M+1}^T \dots \mathbf{x}_{N+M+L}^T T_{N+M+1}^{\text{ar}} \dots T_{N+M+L}^{\text{ar}}]^T. \end{aligned} \quad (58)$$

In (58), $\boldsymbol{\xi}$ is an unknown vector of positions and turn-around times of target nodes. From (8), (6), and (7) for given \mathbf{n}_T , we can write

$$\begin{aligned} f_{\mathbf{z}|\mathbf{n}_T}(\mathbf{z}|\mathbf{n}_T; \boldsymbol{\xi}) &= K_1 \\ &\prod_{\ell \in \mathcal{I}_T} \prod_{i \in \mathcal{I}_P^\ell} \exp \left\{ -\frac{2(\alpha_{i,\ell}(\mathbf{x}_\ell) - \frac{n_{i,\ell}}{2})^2}{\sigma_{\ell,i}^2} \right\} \\ &\prod_{j \in \mathcal{I}_S^\ell} \exp \left\{ -\frac{(\alpha_{i,\ell}^j(\mathbf{x}_\ell) - n_{i,\ell})^2}{2(\sigma_{\ell,j}^2 + \sigma_{i,\ell,j}^2)} \right\} \\ &\prod_{m \in \mathcal{I}_T^\ell} \exp \left\{ -\frac{(\bar{\alpha}_{i,\ell}^m(\mathbf{x}_\ell, \mathbf{x}_m) - n_{i,\ell})^2}{2(\sigma_{\ell,m}^2 + \sigma_{i,\ell,m}^2)} \right\}, \end{aligned} \quad (59)$$

where $K_1 = (2\pi)^{-0.5NL(M+L-1)}$ and

$$\begin{aligned} \alpha_{i,\ell}(\mathbf{x}_\ell) &= z_{i,\ell} - d(\mathbf{a}_i, \mathbf{x}_\ell) - c \frac{T_\ell^{\text{ar}}}{2}, \\ \alpha_{i,\ell}^j(\mathbf{x}_\ell) &= z_{i,\ell}^j - d(\mathbf{a}_i, \mathbf{x}_\ell) - d(\mathbf{x}_\ell, \mathbf{a}_j) - c T_\ell^{\text{ar}}, \\ \bar{\alpha}_{i,\ell}^m(\mathbf{x}_\ell, \mathbf{x}_m) &= z_{i,\ell}^m - d(\mathbf{a}_i, \mathbf{x}_\ell) - d(\mathbf{x}_\ell, \mathbf{x}_m) + d(\mathbf{a}_i, \mathbf{x}_m) - c T_\ell^{\text{ar}}. \end{aligned} \quad (60)$$

The PDF of the noise vector \mathbf{n}_T can be computed as (due to independent samples)

$$f_{\mathbf{n}_T}(\mathbf{n}_T) = K_2 \prod_{\ell \in \mathcal{I}_T} \prod_{i \in \mathcal{I}_P} \exp \left\{ -\frac{n_{i,\ell}^2}{2\sigma_{i,\ell}^2} \right\} \quad (61)$$

where $K_2 = (2\pi)^{-0.5NL}$. Having the conditional PDF (59) and the PDF of the noise vector \mathbf{n}_T , i.e., (61), we can obtain the PDF of the vector \mathbf{z} as follows:

$$\begin{aligned} f_{\mathbf{z}}(\mathbf{z}; \boldsymbol{\xi}) &= \int_{-\infty}^{\infty} \dots \int_{-\infty}^{\infty} f_{\mathbf{z}|\mathbf{n}_T}(\mathbf{z}|\mathbf{n}_T; \boldsymbol{\xi}) f_{\mathbf{n}_T}(\mathbf{n}_T) d\mathbf{n}_T \\ &= K \prod_{\ell \in \mathcal{I}_T} \prod_{i \in \mathcal{I}_P} \int_{-\infty}^{\infty} \exp \left\{ -\frac{2}{\sigma_{\ell,i}^2} \left(\alpha_{i,\ell}(\mathbf{x}_\ell) - \frac{n_{i,\ell}}{2} \right)^2 \right. \\ &\quad \left. - \sum_{m \in \mathcal{I}_T^\ell} \frac{(\bar{\alpha}_{i,\ell}^m(\mathbf{x}_\ell, \mathbf{x}_m) - n_{i,\ell})^2}{2(\sigma_{\ell,m}^2 + \sigma_{i,\ell,m}^2)} \right. \\ &\quad \left. - \sum_{j \in \mathcal{I}_S^\ell} \frac{(\alpha_{i,\ell}^j(\mathbf{x}_\ell) - n_{i,\ell})^2}{2(\sigma_{\ell,j}^2 + \sigma_{i,\ell,j}^2)} - \frac{n_{i,\ell}^2}{2\sigma_{i,\ell}^2} \right\} dn_{i,\ell}, \end{aligned} \quad (62)$$

where $K = K_1 K_2$.

$$\text{Using } \int_{-\infty}^{\infty} \exp -(ax^2 + 2bx + c) dx = \sqrt{\frac{\pi}{a}} \exp \left(\frac{b^2 - 4ac}{4a} \right)$$

for $a > 0$, the PDF of the measurements can be computed as:

$$\begin{aligned}
f_{\mathbf{z}}(\mathbf{z}; \boldsymbol{\xi}) &= K \prod_{\ell \in \mathcal{I}_T} \prod_{i \in \mathcal{I}_P^\ell} \sqrt{\frac{\pi}{a_{\ell,i}^e}} \exp \left\{ - \left\{ \left(\frac{4}{a_{\ell,i}^e \sigma_{\ell,i}^4} - \frac{2}{\sigma_{\ell,i}^2} \right) \alpha_{i,\ell}^2(\mathbf{x}_\ell) \right. \right. \\
&+ \sum_{j \in \mathcal{I}_S^\ell} \frac{(\alpha_{i,\ell}^j(\mathbf{x}_\ell))^2}{2(\sigma_{\ell,j}^2 + \sigma_{i,\ell,j}^2)} + \sum_{m \in \mathcal{I}_T^\ell} \frac{(\bar{\alpha}_{i,\ell}^m(\mathbf{x}_\ell, \mathbf{x}_m))^2}{2(\sigma_{\ell,m}^2 + \sigma_{i,\ell,m}^2)} \\
&- \frac{1}{a_{\ell,i}^e} \left(\sum_{m \in \mathcal{I}_T^\ell} \frac{\bar{\alpha}_{i,\ell}^m(\mathbf{x}_\ell, \mathbf{x}_m)}{2(\sigma_{\ell,m}^2 + \sigma_{i,\ell,m}^2)} \right)^2 \\
&- \frac{4\alpha_{i,\ell}(\mathbf{x}_\ell)}{a_{\ell,i}^e \sigma_{\ell,i}^2} \left(\sum_{j \in \mathcal{I}_S^\ell} \frac{\alpha_{i,\ell}^j(\mathbf{x}_\ell)}{\sigma_{\ell,j}^2 + \sigma_{i,\ell,j}^2} + \sum_{m \in \mathcal{I}_T^\ell} \frac{\bar{\alpha}_{i,\ell}^m(\mathbf{x}_\ell, \mathbf{x}_m)}{\sigma_{\ell,m}^2 + \sigma_{i,\ell,m}^2} \right) \\
&- \frac{1}{a_{\ell,i}^e} \sum_{j \in \mathcal{I}_S^\ell} \sum_{m \in \mathcal{I}_T^\ell} \frac{\alpha_{i,\ell}^j(\mathbf{x}_\ell) \bar{\alpha}_{i,\ell}^m(\mathbf{x}_\ell, \mathbf{x}_m)}{2(\sigma_{\ell,j}^2 + \sigma_{i,\ell,j}^2)(\sigma_{\ell,m}^2 + \sigma_{i,\ell,m}^2)} \\
&\left. \left. - \frac{1}{a_{\ell,i}^e} \left(\sum_{j \in \mathcal{I}_S^\ell} \frac{\alpha_{i,\ell}^j(\mathbf{x}_\ell)}{2(\sigma_{\ell,j}^2 + \sigma_{i,\ell,j}^2)} \right)^2 \right\} \right\} \quad (63)
\end{aligned}$$

where

$$\begin{aligned}
\frac{1}{a_{\ell,i}^e} &= \frac{1}{2\sigma_{\ell,i}^2} + \frac{1}{2\sigma_{i,\ell}^2} + \sum_{j \in \mathcal{I}_S^\ell} \frac{1}{2(\sigma_{\ell,j}^2 + \sigma_{i,\ell,j}^2)} \\
&+ \sum_{m \in \mathcal{I}_T^\ell} \frac{1}{2(\sigma_{\ell,m}^2 + \sigma_{i,\ell,m}^2)}. \quad (64)
\end{aligned}$$

APPENDIX B MEAN VECTOR AND COVARIANCE MATRIX OF MEASUREMENTS

The mean $\boldsymbol{\mu}$ can be computed as

$$\boldsymbol{\mu} = [\boldsymbol{\mu}_{N+M+1}^T \ \cdots \ \boldsymbol{\mu}_{N+M+L}^T]^T, \quad (65)$$

where

$$\begin{aligned}
\boldsymbol{\mu}_\ell &= [\mu_{i_1,\ell} \ \cdots \ \mu_{i_{P(\ell)},\ell} \ \mu_{i_1,\ell}^{j_1} \ \cdots \ \mu_{i_{P(\ell)},\ell}^{j_{S(\ell)}} \ \mu_{i_1,\ell}^{p_1} \ \cdots \ \mu_{i_{P(\ell)},\ell}^{p_{T(\ell)}}]^T, \\
(i_n, j_m) &\in \mathcal{C}_\ell, (i_n, p_q) \in \mathcal{T}_\ell, \ell \in \mathcal{I}_T, \quad (66a)
\end{aligned}$$

$$\begin{aligned}
\mu_{i,\ell} &= d(\mathbf{a}_i, \mathbf{x}_\ell) + c \frac{T_\ell^{\text{ar}}}{2}, \quad \mu_{i,\ell}^j = d(\mathbf{a}_i, \mathbf{x}_\ell) + d(\mathbf{x}_\ell, \mathbf{x}_j) + c T_\ell^{\text{ar}}, \\
\mu_{i,\ell}^q &= d(\mathbf{a}_i, \mathbf{x}_\ell) + d(\mathbf{x}_\ell, \mathbf{x}_q) - d(\mathbf{a}_i, \mathbf{x}_q) + c T_\ell^{\text{ar}}, \\
(i, j) &\in \mathcal{C}_\ell, (i, q) \in \mathcal{T}_\ell, \ell \in \mathcal{I}_T. \quad (66b)
\end{aligned}$$

Suppose that the covariance matrix \mathbf{C} is expressed as

$$\mathbf{C} = \mathbb{E}\{(\mathbf{z} - \boldsymbol{\mu})(\mathbf{z} - \boldsymbol{\mu})^T\} = \begin{bmatrix} \mathbf{C}_{11} & \mathbf{C}_{12} & \cdots & \mathbf{C}_{1L} \\ \mathbf{C}_{21} & \mathbf{C}_{22} & \cdots & \mathbf{C}_{2L} \\ \vdots & \vdots & \ddots & \vdots \\ \mathbf{C}_{L1} & \mathbf{C}_{L2} & \cdots & \mathbf{C}_{LL} \end{bmatrix}. \quad (67)$$

It can then be shown that $\mathbf{C}_{km} = \mathbf{0}$ for $k \neq m$. To compute $\mathbf{C}_{kk} = \mathbb{E}\{(\mathbf{z}_{N+M+k} - \boldsymbol{\mu}_{N+M+k})(\mathbf{z}_{N+M+k} - \boldsymbol{\mu}_{N+M+k})^T\}$,

first consider the following expressions:

$$\mathbb{E}\{(z_{i,\ell} - \mu_{i,\ell})(z_{j,\ell} - \mu_{j,\ell})\} = \begin{cases} 0, & i \neq j \\ \frac{\sigma_{i,\ell}^2 + \sigma_{j,\ell}^2}{4}, & i = j, \end{cases} \quad (68a)$$

$i \in \mathcal{I}_P^\ell, \ell \in \mathcal{I}_T,$

$$\mathbb{E}\{(z_{i,\ell} - \mu_{i,\ell})(z_{m,\ell}^j - \mu_{m,\ell}^j)\} = \begin{cases} 0, & i \neq m \\ \frac{\sigma_{i,\ell}^2}{2}, & i = m, \end{cases} \quad (68b)$$

$(i, j) \in \mathcal{C}_\ell \cup \mathcal{T}_\ell, \ell \in \mathcal{I}_T$

$$\begin{aligned}
&\mathbb{E}\{(z_{i,\ell}^j - \mu_{i,\ell}^j)(z_{m,\ell}^p - \mu_{m,\ell}^p)\} \\
&= \begin{cases} 0, & i \neq m \\ \sigma_{i,\ell}^2, & i = m, j \neq p \\ \sigma_{i,\ell}^2 + \sigma_{\ell,j}^2 + \sigma_{i,\ell,j}^2, & i = m, j = p \end{cases} \\
&(i, j) \in \mathcal{C}_\ell \cup \mathcal{T}_\ell, \ell \in \mathcal{I}_T. \quad (68c)
\end{aligned}$$

The matrix \mathbf{C}_{kk} can be written as

$$\mathbf{C}_{kk} = \begin{bmatrix} \mathbf{C}_{11}^k & \mathbf{C}_{12}^k \\ \mathbf{C}_{21}^k & \mathbf{C}_{22}^k \end{bmatrix}. \quad (69)$$

where matrices $\mathbf{C}_{11}^k \in \mathbb{R}^{|\mathcal{I}_P^\ell| \times |\mathcal{I}_P^\ell|}$, $\mathbf{C}_{12}^k = (\mathbf{C}_{21}^k)^T \in \mathbb{R}^{|\mathcal{I}_P^\ell| \times |\mathcal{I}_P^\ell| (|\mathcal{I}_S^\ell| + |\mathcal{I}_T^\ell|)}$, and $\mathbf{C}_{22}^k \in \mathbb{R}^{|\mathcal{I}_P^\ell| (|\mathcal{I}_S^\ell| + |\mathcal{I}_T^\ell|) \times |\mathcal{I}_P^\ell| (|\mathcal{I}_S^\ell| + |\mathcal{I}_T^\ell|)}$ are obtained as follows, assuming $\ell = N + M + k$

$$\mathbf{C}_{11}^k = \text{diag} \left(\left(\frac{\sigma_{i_1,\ell}^2}{4} + \frac{\sigma_{\ell,i_1}^2}{4} \right), \dots, \left(\frac{\sigma_{i_{P(\ell)},\ell}^2}{4} + \frac{\sigma_{\ell,i_{P(\ell)}}^2}{4} \right) \right), \quad (70)$$

$$\mathbf{C}_{12}^k = \begin{bmatrix} \mathbf{C}_S^k & \mathbf{C}_T^k \end{bmatrix} \quad (71)$$

with

$$\begin{aligned}
\mathbf{C}_S^k &= \begin{bmatrix} \frac{\sigma_{i_1,\ell}^2}{2} \mathbf{1}_{|\mathcal{I}_S^\ell|}^T & \cdots & \mathbf{0} \\ \vdots & \ddots & \vdots \\ \mathbf{0} & \cdots & \frac{\sigma_{i_{P(\ell)},\ell}^2}{2} \mathbf{1}_{|\mathcal{I}_S^\ell|}^T \end{bmatrix}, \\
\mathbf{C}_T^k &= \begin{bmatrix} \frac{\sigma_{i_1,\ell}^2}{2} \mathbf{1}_{|\mathcal{I}_T^\ell|}^T & \cdots & \mathbf{0} \\ \vdots & \ddots & \vdots \\ \mathbf{0} & \cdots & \frac{\sigma_{i_{P(\ell)},\ell}^2}{2} \mathbf{1}_{|\mathcal{I}_T^\ell|}^T \end{bmatrix},
\end{aligned}$$

$$\mathbf{C}_{22}^k = \begin{bmatrix} \mathbf{M}_{\ell,1} & \mathbf{0} & \dots & \mathbf{0} & \mathbf{B}_{\ell,1} & \mathbf{0} & \dots & \mathbf{0} \\ \mathbf{0} & \mathbf{M}_{\ell,2} & \dots & \mathbf{0} & \mathbf{0} & \mathbf{B}_{\ell,2} & \dots & \mathbf{0} \\ \vdots & \vdots & \ddots & \vdots & \vdots & \vdots & \ddots & \vdots \\ \mathbf{0} & \mathbf{0} & \dots & \mathbf{M}_{\ell,|\mathcal{I}_P^\ell|} & \mathbf{0} & \mathbf{0} & \dots & \mathbf{B}_{\ell,|\mathcal{I}_P^\ell|} \\ \mathbf{B}_{\ell,1}^T & \mathbf{0} & \dots & \mathbf{0} & \mathbf{T}_{\ell,1} & \mathbf{0} & \dots & \mathbf{0} \\ \mathbf{0} & \mathbf{B}_{\ell,2}^T & \dots & \mathbf{0} & \mathbf{0} & \mathbf{T}_{\ell,2} & \dots & \mathbf{0} \\ \vdots & \vdots & \ddots & \vdots & \vdots & \vdots & \ddots & \vdots \\ \mathbf{0} & \mathbf{0} & \dots & \mathbf{B}_{\ell,|\mathcal{I}_P^\ell|}^T & \mathbf{0} & \mathbf{0} & \dots & \mathbf{T}_{\ell,|\mathcal{I}_P^\ell|} \end{bmatrix}$$

$$\begin{aligned} \mathbf{M}_{\ell,i} &= \text{diag} \left(\sigma_{i,j_1}^2 + \sigma_{i,\ell,j_1}^2, \dots, \sigma_{i,j_{S(\ell)}}^2 + \sigma_{i,\ell,j_{S(\ell)}}^2 \right) \\ &+ \sigma_{i,\ell}^2 \mathbf{1}_{|\mathcal{I}_S^\ell|}^T \mathbf{1}_{|\mathcal{I}_S^\ell|}^T, \quad \mathbf{B}_{\ell,i} = \sigma_{i,\ell}^2 \mathbf{1}_{|\mathcal{I}_T^\ell|} \mathbf{1}_{|\mathcal{I}_T^\ell|}^T \\ \mathbf{T}_{\ell,i} &= \text{diag} \left(\sigma_{i,p_1}^2 + \sigma_{i,\ell,p_1}^2, \dots, \sigma_{i,p_k}^2 + \sigma_{i,\ell,p_k}^2 \right) \\ &+ \sigma_{i,\ell}^2 \mathbf{1}_{|\mathcal{I}_T^\ell|} \mathbf{1}_{|\mathcal{I}_T^\ell|}^T, \quad (i, j_k) \in \mathcal{C}_\ell, (i, p_k) \in \mathcal{C}_\ell, \ell \in \mathcal{I}_T. \end{aligned} \quad (72)$$

APPENDIX C

COVARIANCE MATRIX IN THE FIRST STEP ESTIMATION

Let us express the covariance matrix of zero mean random vector $\boldsymbol{\nu}$ in (26c) as

$$\mathbf{C}_{\boldsymbol{\nu}_\ell} = \mathbb{E}\{\boldsymbol{\nu}_\ell \boldsymbol{\nu}_\ell^T\} = \begin{bmatrix} \mathbf{C}_{\boldsymbol{\nu}_{\ell 11}} & \mathbf{C}_{\boldsymbol{\nu}_{\ell 12}} \\ \mathbf{C}_{\boldsymbol{\nu}_{\ell 21}} & \mathbf{C}_{\boldsymbol{\nu}_{\ell 22}} \end{bmatrix}, \quad (73)$$

where matrices $\mathbf{C}_{\boldsymbol{\nu}_{\ell 11}} \in \mathbb{R}^{|\mathcal{I}_P^\ell| \times |\mathcal{I}_P^\ell|}$, $\mathbf{C}_{\boldsymbol{\nu}_{\ell 12}} = \mathbf{C}_{\boldsymbol{\nu}_{\ell 21}}^T \in \mathbb{R}^{|\mathcal{I}_P^\ell| \times |\mathcal{I}_S^\ell|}$, and $\mathbf{C}_{\boldsymbol{\nu}_{\ell 22}} \in \mathbb{R}^{|\mathcal{I}_S^\ell| \times |\mathcal{I}_S^\ell|}$ are given by

$$d(\mathbf{a}_{i_{P(\ell)}}, \mathbf{x}_\ell)^2 (\sigma_{i_{P(\ell)}}^2 + \sigma_{i_{P(\ell)}, \ell}^2), \quad i_k \in \mathcal{I}_P^\ell, \ell \in \mathcal{I}_T, \quad (74a)$$

$$\mathbf{C}_{\boldsymbol{\nu}_{\ell 12}} = \begin{bmatrix} \mathbf{c}_1^\ell & \mathbf{0} & \dots & \mathbf{0} \\ \mathbf{0} & \mathbf{c}_2^\ell & \dots & \mathbf{0} \\ \vdots & \vdots & \ddots & \vdots \\ \mathbf{0} & \mathbf{0} & \dots & \mathbf{c}_{|\mathcal{I}_P^\ell|}^\ell \end{bmatrix},$$

$$\begin{aligned} \mathbf{c}_i^\ell &= (\sigma_{i,\ell}^2 + \sigma_{i,\ell}^2) d(\mathbf{a}_i, \mathbf{x}_\ell) [d(\mathbf{a}_{j_1}, \mathbf{x}_\ell) \dots d(\mathbf{a}_{j_{S(\ell)}}, \mathbf{x}_\ell)], \\ (i, j_t) &\in \mathcal{C}_\ell, \ell \in \mathcal{I}_T, \end{aligned} \quad (74b)$$

$$\mathbf{C}_{\boldsymbol{\nu}_{\ell 22}} = \text{blkdiag} \left(\mathbf{D}_1, \mathbf{D}_2, \dots, \mathbf{D}_{|\mathcal{I}_P^\ell|} \right),$$

$$\begin{aligned} \mathbf{D}_i &= (\sigma_{i,\ell}^2 + \sigma_{i,\ell}^2) \begin{bmatrix} d(\mathbf{a}_{j_1}, \mathbf{x}_\ell) \\ \vdots \\ d(\mathbf{a}_{j_{S(\ell)}}, \mathbf{x}_\ell) \end{bmatrix} \begin{bmatrix} d(\mathbf{a}_{j_1}, \mathbf{x}_\ell) \\ \vdots \\ d(\mathbf{a}_{j_{S(\ell)}}, \mathbf{x}_\ell) \end{bmatrix}^T \\ &+ 4 \text{diag} \left(d^2(\mathbf{x}_\ell, \mathbf{a}_{j_1}) (\sigma_{i,\ell,j_1}^2 + \sigma_{i,\ell,j_1}^2), \dots, \right. \\ &\left. d^2(\mathbf{x}_\ell, \mathbf{a}_{j_{S(\ell)}}) (\sigma_{i,\ell,j_{S(\ell)}}^2 + \sigma_{i,\ell,j_{S(\ell)}}^2) \right), \quad (i, j) \in \mathcal{C}_\ell, \ell \in \mathcal{I}_T. \end{aligned} \quad (74c)$$

REFERENCES

- [1] G. Mao and B. Fidan, *Localization Algorithms and Strategies for Wireless Sensor Networks*. Information Science reference, Hershey, New York, 2009.
- [2] R. L. Moses, D. Krishnamurthy, and R. M. Patterson, "A self-localization method for wireless sensor networks," *EURASIP J. Adv. Sig. Pr.*, no. 4, pp. 348–358, Mar. 2003.
- [3] N. Bulusu, J. Heidemann, and D. Estrin, "GPS-less low-cost outdoor localization for very small devices," *IEEE Personal Commun.*, vol. 7, no. 5, pp. 28–34, Oct. 2000.
- [4] A. H. Sayed, A. Tarighat, and N. Khajehnouri, "Network-based wireless location: challenges faced in developing techniques for accurate wireless location information," *IEEE Signal Process. Mag.*, vol. 22, no. 4, pp. 24–40, Jul. 2005.
- [5] S. Gezici, "A survey on wireless position estimation," *Wireless Personal Communications (Special Issue on Towards Global and Seamless Personal Navigation)*, vol. 44, no. 3, pp. 263–282, Feb. 2008.
- [6] N. Patwari, J. Ash, S. Kyperountas, A. O. Hero, and N. C. Correal, "Locating the nodes: cooperative localization in wireless sensor network," *IEEE Signal Process. Mag.*, vol. 22, no. 4, pp. 54–69, Jul. 2005.
- [7] M. R. Gholami, "Positioning algorithms for wireless sensor networks," Licentiate thesis, Chalmers University of Technology, Mar. 2011. [Online]. Available: <http://publications.lib.chalmers.se/records/fulltext/138669.pdf>
- [8] I. Sari, E. Serpedin, K. Noh, Q. Chaudhari, and B. Suter, "On the joint synchronization of clock offset and skew in RBS-protocol," *IEEE Trans. Commun.*, vol. 56, no. 5, pp. 700–703, May 2008.
- [9] Q. M. Chaudhari, E. Serpedin, and K. Qaraqe, "Some improved and generalized estimation schemes for clock synchronization of listening nodes in wireless sensor networks," *IEEE Trans. Commun.*, vol. 58, no. 1, pp. 63–67, Jan. 2010.
- [10] J. Zheng and Y. Wu, "Joint time synchronization and localization of an unknown node in wireless sensor networks," *IEEE Trans. Signal Process.*, vol. 58, no. 3, pp. 1309–1320, Mar. 2010.
- [11] N. Khajehnouri and A. H. Sayed, "A distributed broadcasting time-synchronization scheme for wireless sensor networks," in *Proc. IEEE International Conference on Acoustics, Speech and Signal Processing*, vol. 5, Mar. 2005, pp. v/1053 – v/1056.
- [12] Q. Chaudhari, E. Serpedin, and J. Kim, "Energy-efficient estimation of clock offset for inactive nodes in wireless sensor network," *IEEE Trans. Inf. Theory*, vol. 56, no. 1, pp. 582–596, Jan. 2010.
- [13] Z. Sahinoglu, "Improving range accuracy of IEEE 802.15.4a radios in the presence of clock frequency offsets," *IEEE Commun. Lett.*, vol. 15, no. 2, pp. 244–246, Feb. 2011.
- [14] S. Gezici and Z. Sahinoglu, "Enhanced position estimation via node cooperation," in *Proc. IEEE International Conference on Communications (ICC)*, Cape Town, South Africa, May 23–27 2010.
- [15] IEEE P802.15.4a/D4 (Amendment of IEEE Std 802.15.4), "Part 15.4: Wireless Medium Access Control (MAC) and Physical Layer (PHY) Specifications for Low-Rate Wireless Personal Area Networks (LRWPANs)," Jul. 2006.
- [16] ISO/IEC ISO/IEC 24730-5, "Information technology– real-time locating systems (RTLS)– part 5: Chirp spread spectrum (CSS) at 2,4 GHz air interface," 2010.
- [17] R. Fujiwara, K. Mizugaki, T. Nakagawa, D. Maeda, and M. Miyazaki, "TOA/TDOA hybrid relative positioning system using UWB-IR," in *IEEE Radio and Wireless Week*, Jan. 2009, pp. 679–682.
- [18] M. R. Gholami, S. Gezici, E. G. Ström, and M. Rydström, "A distributed positioning algorithm for cooperative active and passive sensors," in *Proc. IEEE International Symposium on Personal, Indoor and Mobile Radio Communications (PIMRC)*, Sep. 2010.
- [19] —, "Hybrid TW-TOA/TDOA positioning algorithms for cooperative wireless networks," in *Proc. IEEE International Conference on Communications (ICC)*, Kyoto, Japan, Jun. 2011.
- [20] H. Wymeersch, J. Lien, and M. Z. Win, "Cooperative localization in wireless networks," *Proc. IEEE*, vol. 97, no. 2, pp. 427–450, Feb. 2009.
- [21] B. Rigling, *Advances in Bistatic Radar*. Scitech, 2007.
- [22] P. Biswas, T.-C. Lian, T.-C. Wang, and Y. Ye, "Semidefinite programming based algorithms for sensor network localization," *ACM Trans. Sens. Netw.*, vol. 2, no. 2, pp. 188–220, 2006.
- [23] S. Srirangarajan, A. Tewfik, and Z.-Q. Luo, "Distributed sensor network localization using SOCP relaxation," *IEEE Trans. Wireless Commun.*, vol. 7, no. 12, pp. 4886–4895, Dec. 2008.
- [24] P. Tseng, "Second-order cone programming relaxation of sensor network localization," *SIAM J. Optim.*, vol. 18, no. 1, pp. 156–185, Feb. 2007.
- [25] J. Nie, "Sum of squares method for sensor network localization," *Comput. Optim. Appl.*, vol. 43, pp. 151–179, 2009.
- [26] A. Beck, P. Stoica, and J. Li, "Exact and approximate solutions of source localization problems," *IEEE Trans. Signal Process.*, vol. 56, no. 5, pp. 1770–1778, May 2008.
- [27] Z. Wang, S. Zheng, Y. Ye, and S. Boyd, "Further relaxations of the semidefinite programming approach to sensor network localization," *SIAM J. Optim.*, vol. 19, pp. 655–673, Jul. 2008.

- [28] D. Blatt and A. O. Hero, "Energy-based sensor network source localization via projection onto convex sets," *IEEE Trans. Signal Process.*, vol. 54, no. 9, pp. 3614–3619, Sep. 2006.
- [29] —, "APOCS: a rapidly convergent source localization algorithm for sensor networks," in *IEEE/SP Workshop on Statistical Signal Processing*, Jul. 2005, pp. 1214–1219.
- [30] A. O. Hero and D. Blatt, "Sensor network source localization via projection onto convex sets (POCS)," in *Proc. IEEE International Conference on Acoustics, Speech and Signal Processing*, vol. 3, Philadelphia, USA, Mar. 2005, pp. 689–692.
- [31] M. R. Gholami, H. Wymeersch, E. G. Ström, and M. Rydström, "Wireless network positioning as a convex feasibility problem," *EURASIP Journal on Wireless Communications and Networking 2011*, 2011:161.
- [32] —, "Robust distributed positioning algorithms for cooperative networks," in *Proc. the 12th IEEE International Workshop on Signal Processing Advances in Wireless Communications (SPAWC)*, San Francisco, US, Jun. 26–29 2011, pp. 156–160.
- [33] C. Meesookho, U. Mitra, and S. Narayanan, "On energy-based acoustic source localization for sensor networks," *IEEE Trans. Signal Process.*, vol. 56, no. 1, pp. 365–377, Jan. 2008.
- [34] K. C. Ho and M. Sun, "Passive source localization using time differences of arrival and gain ratios of arrival," *IEEE Trans. Signal Process.*, vol. 56, no. 2, pp. 464–477, Feb. 2008.
- [35] M. Sun and K. C. Ho, "Successive and asymptotically efficient localization of sensor nodes in closed-form," *IEEE Trans. Signal Process.*, vol. 57, no. 11, pp. 4522–4537, Nov. 2009.
- [36] X. Wang, Z. Wang, and B. O'Dea, "A TOA-based location algorithm reducing the errors due to non-line-of-sight (NLOS) propagation," *IEEE Trans. Veh. Technol.*, vol. 52, no. 1, pp. 112–116, Jan. 2003.
- [37] I. Guvenc, S. Gezici, and Z. Sahinoglu, "Fundamental limits and improved algorithms for linear least-squares wireless position estimation," *Wireless Communications and Mobile Computing*, DOI:10.1002/wcm.1029, 2010.
- [38] S. Boyd and L. Vandenberghe, *Convex Optimization*. Cambridge University Press, 2004.
- [39] C. Liang and R. Piche, "Mobile tracking and parameter learning in unknown non-line-of-sight conditions," in *Proc. 13th International Conference on Information Fusion*, Edinburg, U.K., Jul. 26–29, 2010.
- [40] S. M. Kay, *Fundamentals of Statistical Signal Processing: Estimation theory*. Englewood Cliffs, NJ: Prentice-Hall, 1993.
- [41] K. C. Ho, X. Lu, and L. Kovavisaruch, "Source localization using TDOA and FDOA measurements in the presence of receiver location errors: analysis and solution," *IEEE Trans. Signal Process.*, vol. 55, no. 2, pp. 684–696, Feb. 2007.
- [42] L. Yang and K. C. Ho, "Alleviating sensor position error in source localization using calibration emitters at inaccurate locations," *IEEE Trans. Signal Process.*, vol. 58, pp. 67–83, Jan. 2010.
- [43] R. A. Horn and C. R. Johnson, *Topics in matrix analysis*, 1st ed. Cambridge University Press, 1994.
- [44] G. Strang, *Introduction to linear algebra*, 3rd ed. Wellesley-Cambridge Press, 2003.
- [45] M. R. Gholami, E. G. Ström, F. Sottile, D. Dardari, S. Gezici, M. Rydström, M. A. Spirito, and A. Conti, "Static positioning using UWB range measurements," in *Proc. Future Network and Mobile Summit*, Jun. 2010.
- [46] A. A. Nasir, H. Mehrpouyan, S. Durani, R. A. Kennedy, and S. D. Blostein, "Timing and carrier synchronization with channel estimation in multi-relay cooperative networks," *IEEE Trans. Signal Process.*, vol. 60, no. 3, Mar. 2012.
- [47] G. Golub and C. F. V. Loan, *Matrix computations*, 2nd ed. Johns Hopkins University Press, 1988.
- [48] L. N. Trefethen and D. Bau, *Numerical Linear Algebra*. Society for Industrial and Applied Mathematics, 1997.
- [49] The Mathworks Inc., 2011. [Online]. Available: <http://www.mathworks.com>