

Emil Ryberg · Christian Forssén  · Lucas Platter

Three-Body Halo States in Effective Field Theory: Renormalization and Three-Body Interactions in the Helium-6 System

Received: 8 February 2017 / Accepted: 1 June 2017 / Published online: 13 June 2017
© The Author(s) 2017. This article is an open access publication

Abstract In this paper we study the renormalization of Halo effective field theory applied to the Helium-6 halo nucleus seen as an α -neutron-neutron three-body state. We include the 0^+ dineutron channel together with both the $3/2^-$ and $1/2^-$ neutron- α channels into the field theory and study all of the six lowest-order three-body interactions that are present. Furthermore, we discuss three different prescriptions to handle the unphysical poles in the P-wave two-body sector. In the simpler field theory without the $1/2^-$ channel present we find that the bound-state spectrum of the field theory is renormalized by the inclusion of a single three-body interaction. However, in the field theory with both the $3/2^-$ and $1/2^-$ included, the system can not be renormalized by only one three-body operator.

1 Introduction

Effective field theory (EFT) has become a widely used tool to construct interactions for few-body problems in atomic and nuclear physics. Examples are the nucleon-nucleon interaction constructed using Chiral EFT [1,2] and the atom-atom interaction for systems with a large scattering length [3,4]. The properties of the corresponding three-body systems are usually obtained by the solution of the Faddeev equation. Halo nuclei [5,6] have become another arena for the application of EFTs. These are systems of tightly bound cores with weakly bound valence nucleons that can be found close to the neutron and proton driplines. Halo EFT uses the ratio of the valence-nucleon separation energy and the binding of the core as the expansion parameter for the low-energy EFT expansion. The core and valence nucleons are then the effective degrees of freedom used within this approach and the complexity of the problem is significantly reduced. An advantage of this approach is that the uncertainties of the model can be systematically reduced, by including more terms in the low-energy expansion.

Halo EFT has previously been applied to resonant two-body systems [7–10], one-neutron halos [11–14] and one-proton halos [15–18]. The ground state of Helium-6 has also been analyzed in Halo EFT, both by Rotureau and van Kolck [19] and by Ji et al. [20]. Additional efforts on two-neutron halos can be found in Refs. [21–23].

One major tenet of EFTs is that observables have to be independent of any short-distance regulators. Such regulators have to be introduced to deal with the singularities that a low-momentum expansion typically

E. Ryberg · C. Forssén (✉)
Department of Physics, Chalmers University of Technology, 412 96 Göteborg, Sweden
E-mail: christian.forssen@chalmers.se

L. Platter
Department of Physics and Astronomy, University of Tennessee, Knoxville, TN 37996, USA

L. Platter
Physics Division, Oak Ridge National Laboratory, Oak Ridge, TN 37831, USA

introduces. One important consequence of this requirement is that operators frequently have to be promoted to lower order than naively expected from their mass dimension. One well-known example is the three-boson system where naive dimensional analysis implies that the three-body interaction should enter at $N^2\text{LO}$. However, as was shown in an EFT treatment in Ref. [24] this interaction is needed already at LO for the theory to be renormalized.

Another problem that can occur in few-body systems is the appearance of spurious bound states in the two-body subsystem at cutoffs larger than the breakdown scale. This happens for example in the deuteron system when a chiral potential with a large momentum-space cutoff is employed, but also in Halo EFT when systems that interact resonantly in a relative P-wave are considered. For example, in the case of a low-lying P-wave two-body resonance one can fix the P-wave scattering length and effective range such that the two-body propagator reproduces this resonance. However, the denominator of such a propagator is then an order-three polynomial, which implies that additional two-body poles are present in the theory.

The Halo EFT analysis of the Helium-6 system is one example for which spurious bound states have become an immediate problem. The neutron- α interaction is resonant in the P-wave and the resulting two-body t-matrix has three poles in the complex plane with one of them being unphysical. In previous efforts it was suggested to remove the unitarity piece ik^3 from the denominator of the P-wave propagator, see Ref. [8]. This prescription is possible if only one fine-tuning is assumed and it is restricted to LO. We propose and discuss two additional prescriptions.

In this paper, we derive (for the first time) the complete field-theoretical equations for the Helium-6 system from appropriate diagrammatics. The two-body sector is renormalized by fitting the low-energy constants to the resonance position and width of the Helium-5 system and the neutron-neutron scattering length. In Refs. [19,20], the Helium-6 system was renormalized with the simplest possible three-body counterterm and an analysis of other possible operators was omitted. Here, we perform a renormalization analysis of the bound-state spectrum, investigating all of the six lowest-order three-body interactions that are present. We also compare the three different prescriptions of how to treat the unphysical P-wave poles in the two-body sector.

This manuscript is organized as follows: In Sect. 2, we discuss the EFT used to describe the Helium-6 system and its renormalization in the two-body sector. In Sect. 3 we analyze the renormalization of the three-body system. Finally, a conclusion is provided in Sect. 4.

2 Method

In this section, we present a framework for the treatment of the bound 0^+ ground state of ${}^6\text{He}$, which has a two-neutron separation energy of 1 MeV. It can be viewed as consisting of an α particle and two neutrons. The one-nucleon separation energy and the first excited state of the α particle are both at ~ 20 MeV, which defines the break-down scale in energy. Thus we have a good separation of scales. We include the S-wave dineutron channel and both the $3/2^-$ and $1/2^-$ channels of the P-wave neutron- α interaction. These two channels correspond to the two low-lying resonances of ${}^5\text{He}$, with energy positions and widths $E^{(3/2^-)} = 0.798$ MeV, $\Gamma^{(3/2^-)} = 0.648$ MeV, $E^{(1/2^-)} = 2.07$ MeV and $\Gamma^{(1/2^-)} = 5.57$ MeV, respectively [25]. We expect that the $3/2^-$ is more important than the $1/2^-$ channel, since it is lower in energy.

2.1 Lagrangian

The fields that are included in this field theory are the $1/2^+$ neutron, n_σ , the 0^+ α core, c , the 0^+ dineutron field, b , the ${}^5\text{He}(3/2^-)$ field, d_a , and the ${}^5\text{He}(1/2^-)$ field, \tilde{d}_σ . The spin indices are defined as $\sigma = -1/2, 1/2$ and $a = -3/2, -1/2, 1/2, 3/2$. We will also use χ as a spin-1/2 and b as a spin-3/2 index, together with $i, j = -1, 0, 1$ as spin-1 indices.

We write the Lagrangian for the 0^+ channel of ${}^6\text{He}$ as a sum of Lagrangian parts

$$\mathcal{L} = \mathcal{L}^{(1)} + \mathcal{L}^{(2)} + \mathcal{L}^{(3)}. \quad (1)$$

The one-body part is given by

$$\mathcal{L}^{(1)} = c^\dagger \left[i\partial_t + \frac{\nabla^2}{8m} \right] c + n_\sigma^\dagger \left[i\partial_t + \frac{\nabla^2}{2m} \right] n_\sigma + \dots, \quad (2)$$

where the neutron, n_σ , has a mass m and the core, c , has a mass $4m$. The dots refer to relativistic one-body corrections and higher-order effects due to the alpha-particle binding energy.

The two-body Lagrangian is given by

$$\begin{aligned} \mathcal{L}^{(2)} = & d_a^\dagger \left[\Delta_1 + v_1 \left(i\partial_t + \frac{\nabla^2}{10m} \right) \right] d_a + g_1 \mathcal{C}_{i\chi}^a \left[d_a^\dagger c \left(\frac{4}{5} i \vec{\nabla}_i - \frac{1}{5} i \overleftarrow{\nabla}_i \right) n_\chi + \text{h.c.} \right] \\ & + \tilde{d}_\sigma^\dagger \left[\tilde{\Delta}_1 + \tilde{v}_1 \left(i\partial_t + \frac{\nabla^2}{10m} \right) \right] \tilde{d}_\sigma + \tilde{g}_1 \mathcal{C}_{i\chi}^\sigma \left[\tilde{d}_\sigma^\dagger c \left(\frac{4}{5} i \vec{\nabla}_i - \frac{1}{5} i \overleftarrow{\nabla}_i \right) n_\chi + \text{h.c.} \right] \\ & + b^\dagger \Delta_0 b + \frac{1}{2} g_0 \mathcal{C}_{\sigma\chi}^0 (b^\dagger n_\sigma n_\chi + \text{h.c.}) + \dots \end{aligned} \quad (3)$$

The parameters Δ_1 , v_1 and g_1 define the neutron– α P-wave interaction in the $3/2^-$ channel and $\tilde{\Delta}_1$, \tilde{v}_1 and \tilde{g}_1 define the neutron– α P-wave interaction in the $1/2^-$ channel. The parameters $v_1 = \pm 1$, $\tilde{v}_1 = \pm 1$ are needed in order to allow both negative and positive effective ranges for purely real g_1 and \tilde{g}_1 . The low-energy constants Δ_0 and g_0 define the neutron–neutron S-wave interaction in the 0^+ channel. Note that the neutron–neutron interaction is treated at LO, that is without the effective-range correction. We define the Clebsch–Gordan coefficients according to $\mathcal{C}_{i\chi}^a = \langle 1i \frac{1}{2}\chi | (1\frac{1}{2})\frac{3}{2}a \rangle$, $\mathcal{C}_{i\chi}^\sigma = \langle 1i \frac{1}{2}\chi | (1\frac{1}{2})\frac{1}{2}\sigma \rangle$ and $\mathcal{C}_{\sigma\chi}^0 = \langle \frac{1}{2}\sigma \frac{1}{2}\chi | (\frac{1}{2}\frac{1}{2})00 \rangle$. The derivative operators $(\frac{4}{5} i \vec{\nabla}_i - \frac{1}{5} i \overleftarrow{\nabla}_i)$ ensure that the interactions are in the P-wave channel and that the Lagrangian obeys Galilean invariance. The dots refer to higher-order two-body interactions.

For the three-body part of the Lagrangian we have

$$\begin{aligned} \mathcal{L}^{(3)} = & h_1 \mathcal{C}_{a\chi i}^0 \mathcal{C}_{a'\chi' i'}^0 \left(d_a^\dagger i \overleftrightarrow{\nabla}_i n_\chi^\dagger \right) \left(d_{a'} i \overleftrightarrow{\nabla}_{i'} n_{\chi'} \right) \\ & + h_2 \mathcal{C}_{\sigma\chi i}^0 \mathcal{C}_{a'\chi' i'}^0 \left[\left(\tilde{d}_\sigma^\dagger i \overleftrightarrow{\nabla}_i n_\chi^\dagger \right) \left(d_{a'} i \overleftrightarrow{\nabla}_{i'} n_{\chi'} \right) + \text{h.c.} \right] \\ & + h_3 \mathcal{C}_{\sigma\chi i}^0 \mathcal{C}_{\sigma'\chi' i'}^0 \left(\tilde{d}_\sigma^\dagger i \overleftrightarrow{\nabla}_i n_\chi^\dagger \right) \left(\tilde{d}_{\sigma'} i \overleftrightarrow{\nabla}_{i'} n_{\chi'} \right) \\ & + h_4 b^\dagger c^\dagger bc \\ & + h_5 \mathcal{C}_{a\chi i}^0 \left[\left(d_a^\dagger i \overleftrightarrow{\nabla}_i n_\chi^\dagger \right) bc + \text{h.c.} \right] \\ & + h_6 \mathcal{C}_{\sigma\chi i}^0 \left[\left(\tilde{d}_\sigma^\dagger i \overleftrightarrow{\nabla}_i n_\chi^\dagger \right) bc + \text{h.c.} \right] + \dots \end{aligned} \quad (4)$$

Here we have defined the Galilean invariant P-wave interaction operators as $\overleftrightarrow{\nabla} = \frac{5}{6} \vec{\nabla} - \frac{1}{6} \overleftarrow{\nabla}$. The triple-subscript \mathcal{C} objects are defined according to $\mathcal{C}_{a\chi i}^0 = \mathcal{C}_{a\chi}^j \mathcal{C}_{ji}^0$ and $\mathcal{C}_{\sigma\chi i}^0 = \mathcal{C}_{\sigma\chi}^j \mathcal{C}_{ji}^0$. The terms that we have included in $\mathcal{L}^{(3)}$ are the lowest-order three-body interactions. This can be seen by analyzing the scaling dimension of the fields and operators. The matter fields n and c have dimension $3/2$, the S-wave dicluster field b has dimension 2, and the P-wave dicluster fields have dimension 1. Combining this with the dimension-1 derivative operators it is clear that all terms in the Lagrangian part (4) are of dimension 7, and that other possible three-body interactions are of higher dimension. A naive estimate for the order that a new operator enters the low-energy EFT expansion can be obtained by comparing its scaling dimension to the dimension of the Lagrangian. The difference between these dimensions gives then the powers of the short-distance length scale in the low-energy coefficient of the operator under consideration. A non-relativistic Lagrangian dimension has mass dimension 5 and a naive counting of the dimension of the leading three-body terms implies that they should enter at N^2LO .¹ However, in order to achieve proper renormalization we need to promote at least one of them to LO. We will discuss this further in Sect. 3. Note that in previous treatments of ${}^6\text{He}$ only the h_1 term has been considered [19, 20].

2.2 Two-Body Physics

We begin by considering the two-body sector of the field theory. This amounts to writing down the relevant dicluster propagators, that is the dineutron propagator and the ${}^5\text{He}$ propagators for the $3/2^-$ and $1/2^-$ channels. We then discuss how to remove the unphysical pole of the P-wave propagators, using one of three prescriptions.

¹ Note that for this argument we took the anomalous scaling dimensions of two-body operators into account.

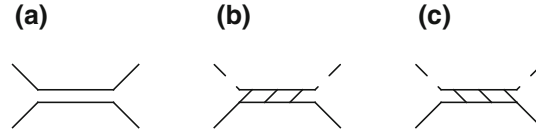


Fig. 1 Elastic scattering in the two-body subsystems of ${}^6\text{He}$. **a** The neutron–neutron scattering diagram. The full dineutron propagator is denoted by the *double line*. **b** The neutron– α elastic scattering diagram in the $3/2^-$ channel. The full ${}^5\text{He}(3/2^-)$ dicluster propagator is denoted by the *double line* with internal *bottom-to-top right tilted lines*. **c** The neutron– α elastic scattering diagram in the $1/2^-$ channel. The full ${}^5\text{He}(1/2^-)$ dicluster propagator is denoted by the *double line* with internal *bottom-to-top left tilted lines*.

The dineutron subsystem: For the neutron–neutron interaction we restrict ourselves to the S-wave interaction at LO. This interaction has an unnaturally large scattering length, $a_0 = -18.9$ fm [26], which means that we must resum the interaction to infinite order. The resulting full LO dineutron propagator is therefore given by a geometric series, which we write in closed form as

$$iB(E, \mathbf{p}) = \frac{i}{\Delta_0 + \Sigma_0(E, \mathbf{p})}. \quad (5)$$

The irreducible self-energy, Σ_0 , is given by

$$\Sigma_0(E, \mathbf{p}) = \frac{g_0^2 m}{2\pi^2} \left[L_1 - \frac{i\pi}{2} \sqrt{mE - \frac{\mathbf{p}^2}{4}} \right], \quad (6)$$

with a divergence L_1 , defined by

$$L_n = \int dpp^{n-1}. \quad (7)$$

This divergence is absorbed in the renormalization of the parameter Δ_0 . The scattering diagram is given in Fig. 1a where the double line defines the full dineutron propagator. The propagator (5) is given for a four-momentum (E, \mathbf{p}) .

By matching to ERE parameters, i.e. the neutron–neutron scattering length a_0 , we write the full dineutron propagator as

$$B(E, \mathbf{p}) = \frac{4\pi}{g_0^2 m} \frac{1}{\frac{1}{a_0} + i\sqrt{m\left(E - \frac{\mathbf{p}^2}{4m}\right)}}, \quad (8)$$

which is the expression that we will use in actual calculations. The effective range r_0 is assumed to scale as $\sim 1/k_{hi}$ and will therefore enter at next-to-leading order (NLO) and give a correction $\sim r_0/a_0$ [1].

The ${}^5\text{He}$ subsystem: For a P-wave interaction we need to also include the ν_1 term of the Lagrangian part (3) to achieve proper renormalization. This term gives the effective range contribution. The LO full dicluster propagators for the P-wave $3/2^-$ channel is thus written as

$$iD(E, \mathbf{p}) = \frac{i}{\Delta_1 + \nu_1 \left(E - \frac{\mathbf{p}^2}{10m} \right) + \Sigma_1(E, \mathbf{p})}, \quad (9)$$

where the irreducible self energy is given by

$$\Sigma(E, \mathbf{p}) = \frac{4g_1^2 m}{15\pi^2} \left[L_3 + \left(\frac{8mE}{5} - \frac{4\mathbf{p}^2}{25} \right) L_1 - \frac{i\pi}{2} \left(\frac{8mE}{5} - \frac{4\mathbf{p}^2}{25} \right)^{3/2} \right]. \quad (10)$$

Note that the propagator (9) is written as a geometric series in closed form, similar to the dineutron propagator (5). In the P-wave irreducible self-energy (10) there are two independent divergences, given by the divergent integrals L_1 and L_3 . In the renormalization of the parameters Δ_1 and g_1 these divergent terms are absorbed, but one should note that this is the reason for why the effective range is needed at LO for the P-wave interaction

to be properly renormalized. Matching the dicluster propagator (9) to the scattering t-matrix we can write the propagator using the ERE parameters, scattering length a_1 and effective range r_1 , according to

$$D(E, \mathbf{p}) = \frac{15\pi}{2mg_1^2} \frac{1}{\frac{1}{a_1} - \frac{1}{2}r_1 \left(\frac{8mE}{5} - \frac{4\mathbf{p}^2}{25} \right) + i \left(\frac{8mE}{5} - \frac{4\mathbf{p}^2}{25} \right)^{3/2}}. \quad (11)$$

The $3/2^-$ P-wave scattering diagram is given in Fig. 1b where we also define the $3/2^-$ dicluster propagator as the double line with internal bottom-to-top right-tilted lines.

The $1/2^-$ dicluster propagator is given in the same fashion as

$$\tilde{D}(E, \mathbf{p}) = \frac{15\pi}{2m\tilde{g}_1^2} \frac{1}{\frac{1}{\tilde{a}_1} - \frac{1}{2}\tilde{r}_1 \left(\frac{8mE}{5} - \frac{4\mathbf{p}^2}{25} \right) + i \left(\frac{8mE}{5} - \frac{4\mathbf{p}^2}{25} \right)^{3/2}}, \quad (12)$$

with \tilde{a}_1 and \tilde{r}_1 the corresponding scattering length and effective range, respectively. The $1/2^-$ scattering diagram is shown in Fig. 1c, where the double line with internal bottom-to-top left-tilted lines defines the $1/2^-$ dicluster propagator.

We extract the ERE parameters for the P-wave channels by matching the ^5He resonances to the pole positions of the dicluster propagators (11) and (12). The resulting values are $a_1 = -76.12 \text{ fm}^3$, $r_1 = -141.84 \text{ MeV}$, $\tilde{a}_1 = -60.37 \text{ fm}^3$ and $\tilde{r}_1 = 66.87 \text{ MeV}$. Note however that the denominators of the dicluster propagators are given by third order polynomials. As such, there is also an unphysical pole for both the $3/2^-$ and $1/2^-$ channel. These poles need to be removed if we are to perform three-body calculations using such dicluster propagators.

We now turn to the discussion of three different prescriptions of how to handle the unphysical pole of a P-wave propagator. The first method we denote as the unitarity piece removal prescription (UP), since this prescription removes the ik^3 term in the denominator of the dicluster propagator. The reason for why this is permissible is that at low momentum the unitarity piece scales as $ik^3 \sim k_{\text{lo}}^3$ while the other two terms scale according to $1/a_1 \sim k_{\text{lo}}^2 k_{\text{hi}} \sim r_1 k^2$, by assumption. Therefore, at LO, we may neglect the unitarity piece. Note however that this prescription is only valid if the scalings of the ERE parameters are as stated. Otherwise the unphysical pole must be handled in some other way. The resulting propagator in the UP is

$$D^{(\text{UP})}(E, \mathbf{p}) = \frac{15\pi}{2mg_1^2} \frac{1}{\frac{1}{a_1} - \frac{1}{2}r_1 k^2}, \quad (13)$$

where $k = \sqrt{\frac{8mE}{5} - \frac{4\mathbf{p}^2}{25}}$. As can be seen, the UP has moved the physical pole to the real momentum axis. This change of the pole position should be within the bounds of the LO model. Moreover, note that the low-momentum physics of the UP propagator is unchanged up to order k^2 .

The second method is the subtraction prescription (SP), where the unphysical pole is simply subtracted from the dicluster propagator. The SP propagator is given by

$$D^{(\text{SP})}(E, \mathbf{p}) = \frac{15\pi}{2mg_1^2} \left[\frac{1}{\frac{1}{a_1} - \frac{1}{2}r_1 k^2 + ik^3} - \frac{\mathcal{R}_0}{k - k_0} \right], \quad (14)$$

where k_0 and \mathcal{R}_0 are the pole position and residue of the unphysical pole. There are two things to note about the SP: First, the prescription does not move the physical pole and, second, it changes the low-momentum physics. This second point means that the scattering length and effective range of the SP propagator (14) are not the same as before the subtraction. The impact of the subtraction depends on how *deep* the spurious bound state is, but corrections can typically be considered to be of higher order. For example, setting $k = 0$ in Eq. (14) gives a correction to the scattering length that is proportional to $\sim 1/(ka_1)$ if we assume that the residue \mathcal{R}_0 is of order 1. Generally we expect corrections to ERE parameters of order $\sqrt{E/E_{\text{deep}}}$.

The third prescription we call the expansion prescription (EP). In the EP we expand the unphysical pole to second order in momentum and therefore it does neither change the low-momentum physics, nor move the physical pole position. The EP propagator is given by

$$D^{(\text{EP})}(E, \mathbf{p}) = \frac{15\pi}{2mg_1^2} \frac{1}{\frac{1}{a_1} - \frac{1}{2}r_1k^2 + ik^3} - \mathcal{R}_0 \left(\frac{1}{k-k_0} + \frac{1}{k_0} + \frac{k}{k_0^2} + \frac{k^2}{k_0^3} \right). \quad (15)$$

As can be seen in Eq. (15) this propagator has very different large-momentum asymptotics than the original dicluster propagator, since it now scales as k^2 for large k . From an EFT perspective this is not an issue, since the large-momentum asymptotics is renormalized. However, numerically we are limited to lower cutoffs in the EP, than in the UP or SP, since the three-body amplitudes will consist of differences of very large numbers when the cutoff is large.

2.3 Three-Body Scattering Diagrams

In this part we write down the three-body integral equations for the 0^+ channel of ${}^6\text{He}$. We define the integral equations to have outgoing ${}^5\text{He}(3/2^-)$ and neutron legs. Since we have three two-body channels the integral equation is a coupled system with three parts: (i) The A-amplitude, with incoming ${}^5\text{He}(3/2^-)$ and neutron legs, (ii) the B-amplitude, with incoming ${}^5\text{He}(1/2^-)$ and neutron legs, and (iii) the C-amplitude, with incoming dineutron and α -particle legs. Note that in order to have a total 0^+ the ${}^5\text{He}$ -neutron legs must be in a relative P-wave, while the dineutron+ α legs must be in a relative S-wave. The three-body integral equations are shown in a diagrammatic form in Fig. 2.

On the first line for each of the amplitudes in Fig. 2 the two inhomogeneous terms are shown. However, in this paper we are only concerned with bound-state solutions for which the scattering amplitude has a pole for negative energies. As such the inhomogeneous terms are not necessary for our purpose. We have constructed the integral equations from the diagrams in Fig. 2. The homogeneous part of the integral equations projected onto a total 0^+ is given by

$$iA^{(A)}(k, p) = ig_1^2 \frac{2m}{3\pi^2} \int dq q^2 K^{(AA)}(k, q) D \left(E - \frac{3q^2}{5m}, 0 \right) A(q, p) \quad (16)$$

$$iA^{(B)}(k, p) = ig_1 \tilde{g}_1 \frac{2m}{3\pi^2} \int dq q^2 K^{(AB)}(k, q) \tilde{D} \left(E - \frac{3q^2}{5m}, 0 \right) B(q, p) \quad (17)$$

$$iA^{(C)}(k, p) = ig_1 g_0 \frac{m}{\sqrt{6}\pi^2} \int dq q^2 K^{(AC)}(k, q) B \left(E - \frac{3q^2}{8m}, 0 \right) C(q, p) \quad (18)$$

$$iB^{(A)}(k, p) = ig_1 \tilde{g}_1 \frac{2m}{3\pi^2} \int dq q^2 K^{(BA)}(k, q) D \left(E - \frac{3q^2}{5m}, 0 \right) A(q, p) \quad (19)$$

$$iB^{(B)}(k, p) = i\tilde{g}_1^2 \frac{2m}{3\pi^2} \int dq q^2 K^{(BB)}(k, q) \tilde{D} \left(E - \frac{3q^2}{5m}, 0 \right) B(q, p) \quad (20)$$

$$iB^{(C)}(k, p) = i\tilde{g}_1 g_0 \frac{m}{\sqrt{6}\pi^2} \int dq q^2 K^{(BC)}(k, q) B \left(E - \frac{3q^2}{8m}, 0 \right) C(q, p) \quad (21)$$

$$iC^{(A)}(k, p) = 2ig_0 g_1 \frac{m}{\sqrt{6}\pi^2} \int dq q^2 K^{(CA)}(k, q) D \left(E - \frac{3q^2}{5m}, 0 \right) A(q, p) \quad (22)$$

$$iC^{(B)}(k, p) = 2ig_0 \tilde{g}_1 \frac{m}{\sqrt{6}\pi^2} \int dq q^2 K^{(CB)}(k, q) \tilde{D} \left(E - \frac{3q^2}{5m}, 0 \right) B(q, p) \quad (23)$$

$$iC^{(C)}(k, p) = 2ig_0^2 \frac{m}{2\pi^2} \int dq q^2 K^{(CC)}(k, q) B \left(E - \frac{3q^2}{8m} \right) C(q, p). \quad (24)$$

The momenta are defined such that the incoming fields have relative momentum \mathbf{k} and the outgoing fields have relative momentum \mathbf{p} . The loop-momentum q is limited by the cutoff Λ and the integration span $[0, \Lambda]$ is replaced with a Legendre mesh when the integral equations are solved numerically.

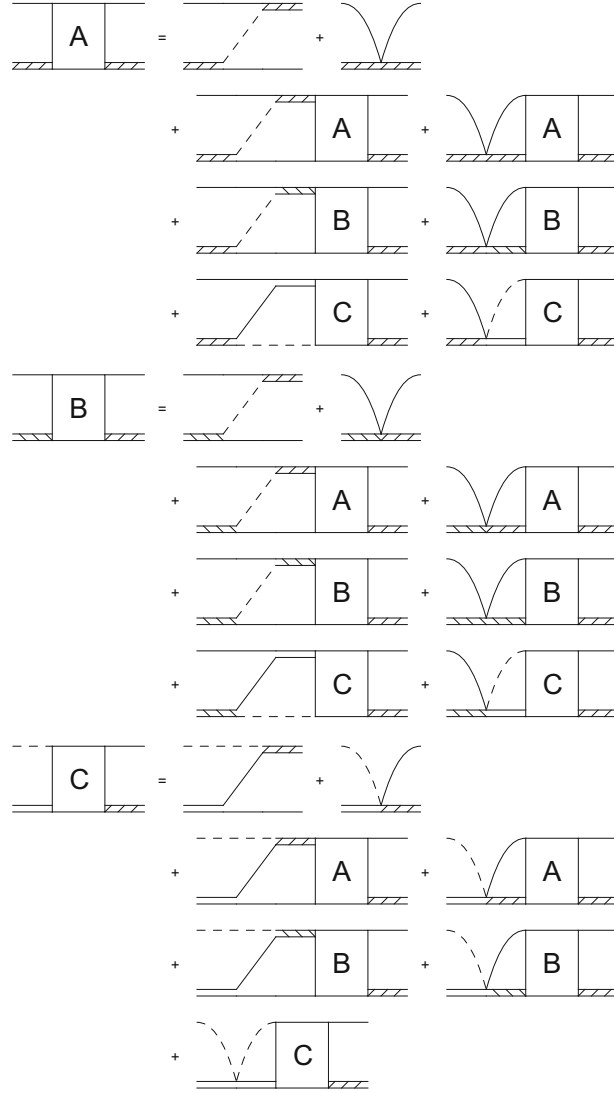


Fig. 2 The three-body scattering diagrams. Since there are three two-body channels the scattering equation is given by a coupled integral equation of three parts. See text for details.

The kernels K^{XY} , where $X, Y = A, B, C$, are defined as

$$K^{(AA)}(k, p) = \frac{27}{25} Q_0(\rho_1(k, p)) + \frac{2k^2 + p^2}{5kp} Q_1(\rho_1(k, p)) + Q_2(\rho_1(k, p)) - H_1 \frac{kp}{\Lambda^2} \quad (25)$$

$$K^{(AB)}(k, p) = K^{(BA)}(k, p) = \frac{\sqrt{2}}{25} Q_0(\rho_1(k, p)) + \frac{\sqrt{2}k^2 + p^2}{5kp} Q_1(\rho_1(k, p)) + \sqrt{2} Q_2(\rho_1(k, p)) - H_2 \frac{kp}{\Lambda^2} \quad (26)$$

$$K^{(AC)}(k, p) = K^{(CA)}(p, k) = \frac{4}{5p} Q_0(\rho_2(k, p)) + \frac{1}{k} Q_1(\rho_2(k, p)) - H_5 \frac{k}{\Lambda^2} \quad (27)$$

$$K^{(BB)}(k, p) = \frac{26}{25} Q_0(\rho_1(k, p)) + \frac{1}{5} \frac{k^2 + q^2}{kq} Q_1(\rho_1(k, q)) - H_3 \frac{kp}{\Lambda^2} \quad (28)$$

$$\begin{aligned} K^{(BC)}(k, p) &= K^{(CB)}(p, k) \\ &= \frac{4}{5\sqrt{2}p} Q_0(\rho_2(k, p)) + \frac{1}{\sqrt{2}k} Q_1(\rho_2(k, p)) - H_6 \frac{k}{\Lambda^2} \end{aligned} \quad (29)$$

$$K^{(CC)}(k, p) = -H_4 \frac{1}{\Lambda^2}, \quad (30)$$

where the arguments to the Legendre-Q functions Q_L are given by

$$\rho_1(k, p) = \frac{4mE}{kp} - \frac{5k}{2p} - \frac{5p}{2k} \quad (31)$$

$$\rho_2(k, p) = \frac{mE}{kp} - \frac{k}{p} - \frac{5p}{8k}. \quad (32)$$

For convenience we have introduced new three-body parameters and these are given in terms of the old ones as

$$H_1 = \frac{h_1}{4mg_1^2} \Lambda^2 \quad (33)$$

$$H_2 = \frac{h_2}{4mg_1 \tilde{g}_1} \Lambda^2 \quad (34)$$

$$H_3 = \frac{h_3}{4m\tilde{g}_1^2} \Lambda^2 \quad (35)$$

$$H_4 = \frac{h_4}{mg_0^2} \Lambda^2 \quad (36)$$

$$H_5 = \frac{h_5}{\sqrt{2}mg_0g_1} \Lambda^2 \quad (37)$$

$$H_6 = \frac{h_6}{mg_0\tilde{g}_1} \Lambda^2. \quad (38)$$

Note that the H_1 , H_3 and H_4 are what we refer to as the diagonal three-body interactions, while H_2 , H_5 and H_6 are the off-diagonal ones.

3 Renormalization of Bound States

In this section we present results for the renormalization of the ${}^6\text{He}(0^+)$ bound state, using the six three-body interactions at the lowest scaling dimension and the three different prescriptions for how to handle the unphysical two-body poles.

In searching for the bound state we search for negative-energy solutions to the eigenvalue matrix equation $\mathbf{V} = \mathbf{KV}$, where \mathbf{V} is the vector of amplitudes and \mathbf{K} is the kernel matrix. The kernel matrix is constructed by numerically replacing the momenta by Legendre meshes over $[0, \Lambda]$. The solution is obtained by finding the zero of the kernel determinant, that is

$$\det(\mathbf{1} - \mathbf{K}) = 0. \quad (39)$$

3.1 Field Theory with Dineutron and ${}^5\text{He}(3/2^-)$ Channels

We begin by using the simpler field theory, where only the dineutron and the ${}^5\text{He}(3/2^-)$ channels are included. First, we set all the three-body interactions for this field theory, H_1 , H_4 and H_5 , to zero and evaluate the integral equations for different cutoffs. We performed these calculations using all three prescriptions (UP, SP, and EP) for the handling of the unphysical two-body poles. From this we obtain the cutoff dependence of the bound-state energy. The result of this numerical study is presented in Fig. 3. As can be seen, the bound-state energy

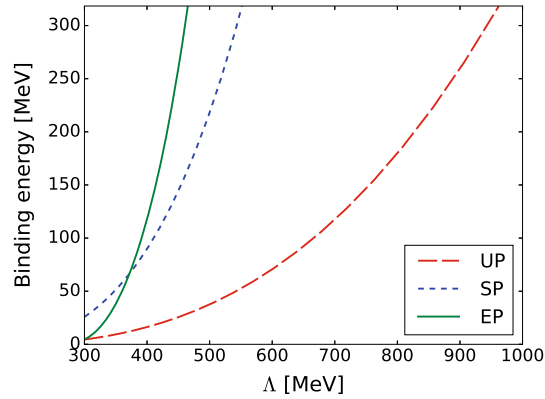


Fig. 3 The ${}^6\text{He}$ binding energy ($B = -E$) as a function of the cutoff Λ . Only the dineutron and the ${}^5\text{He}(3/2^-)$ channels are included. All the three-body interactions have been set to zero

is cutoff dependent and this implies that (at least) one three-body interaction is needed to renormalize the field theory.

We then move on to solving the integral equations for a fixed binding energy, $E = -1$ MeV, and one varying three-body interaction. Thus, for each value of the cutoff we find the value of a selected three-body parameter that gives the fixed binding energy. For the off-diagonal three-body interaction, H_5 , we did not find any solutions to the integral equation. This indicates that it can not renormalize the field theory. Using the diagonal interactions, H_1 and H_4 , we generated the results, shown in Fig. 4. As before, we performed these calculations for all three unphysical-pole-removal prescriptions. It is seen that the renormalization shows a limit-cycle like behavior for both the H_1 and H_4 three-body interactions. The poles that can be seen in Fig. 4 are associated with the appearance of additional three-body bound states. The different pole removal prescriptions differ in the amount of states that are generated at larger energies since the different pole removal prescriptions lead to different large momentum behaviors in the two-body amplitude.

Finally, we also use the dineutron and ${}^5\text{He}(3/2^-)$ field theory to search for deep bound states in the 0^+ channel. Of course, these states are not true states of ${}^6\text{He}$, but they are still well-defined observables in the field theory. As such, if these deep bound states do not converge with increasing cutoff, then that indicates that the field theory is not properly renormalized. The procedure is as follows: First we fix either the H_1 or H_4

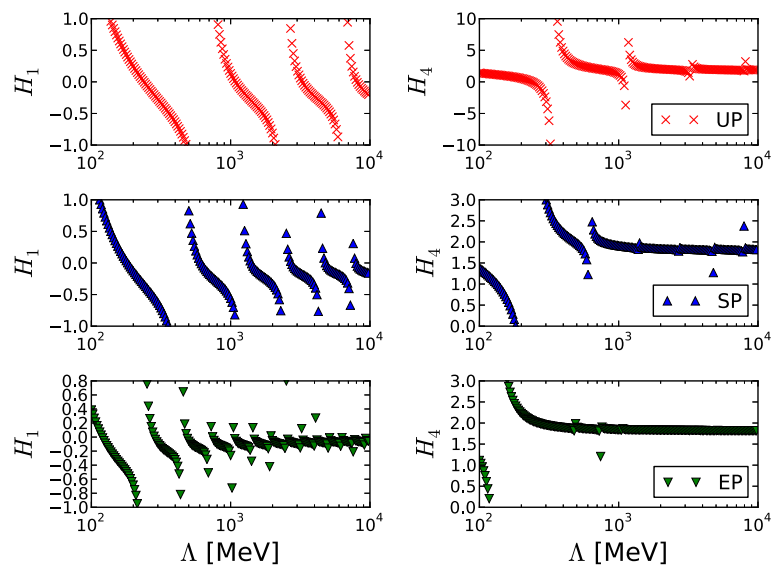


Fig. 4 The running of the three-body forces H_1 (left panels) and H_4 (right panels) for the three different pole removal prescriptions. Only the dineutron and the ${}^5\text{He}(3/2^-)$ channels are included. The three-body parameter was fixed to reproduce the bound-state energy $E = -1$ MeV

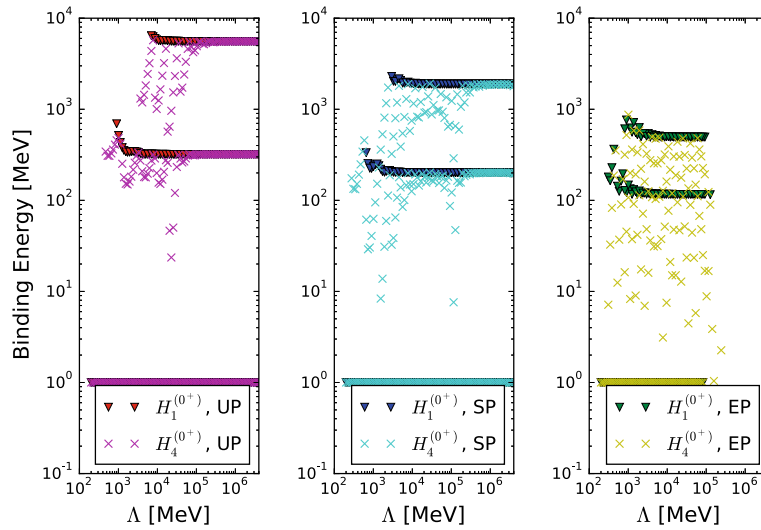


Fig. 5 Convergence of deep bound states for the three different prescriptions, using either the H_1 or H_4 three-body interaction. Only the dineutron and the ${}^5\text{He}(3/2^-)$ channels are included. The three-body parameter was fixed to reproduce the bound-state energy $E = -1$ MeV

three-body interaction to reproduce the bound-state energy $E = -1$ MeV for a fixed value of the cutoff. Then, we use this three-body interaction to search for additional solutions to Eq. (39) for larger binding energies. These solutions are then deep bound states of the system. Third, we repeat the process for larger values of the cutoff. The result is then a convergence plot of these deep bound states and it is given in Fig. 5. Five findings are of particular note regarding the convergence of these deep-bound states: (i) The deep-bound states do indeed converge for large cutoffs, (ii) the convergence using the H_1 three-body interaction is much faster than using the H_4 one, (iii) the two different three-body interactions renormalize the deep bound states to the same binding energy, (iv) the three different prescriptions produce a different bound-state spectrum, and (v) using the EP we are numerically limited to cutoffs $\Lambda \lesssim 10^5$ MeV and for these cutoffs the deep bound states have not yet converged when the H_4 interaction is used. Summarizing this part, it is very encouraging that the H_1 and H_4 interactions give the same spectrum and since the H_1 produces faster convergence this motivates the use of only this three-body interaction. This conclusion is in line with previous work on the ${}^6\text{He}(0^+)$, where only this three-body interaction was considered, see Refs. [19,20].

3.2 Field Theory with Dineutron, ${}^5\text{He}(3/2^-)$ and ${}^5\text{He}(1/2^-)$ Channels

We now include also the ${}^5\text{He}(1/2^-)$ channel into the field theory. As such we have three channels to consider, which increases the computational cost by about a factor of two compared to the two-channel system. Further, there are now in total six three-body interactions at the lowest scaling dimension. However, in solving the integral equations for a bound state—using one three-body interaction term at a time—we did not find any solutions for the off-diagonal ones: H_2 , H_5 , and H_6 .

When a search for deep bound states was performed, using one of the diagonal three-body interactions H_1 , H_3 and H_4 at a time, no clear convergence was observed. The cutoff dependence of the deep-bound states, using the SP and the H_3 three-body interaction, can be seen in Fig. 6. It is clear that these deep bound states are much more shallow than in the field theory without the ${}^5\text{He}(1/2^-)$ and we are limited to a lower cutoff, $\Lambda \lesssim 10^6$ MeV. This indicates that the integral equation for the field theory with the ${}^5\text{He}(1/2^-)$ included is more involved numerically. The result implies that one three-body interaction is not sufficient for proper renormalization of the field theory. As such one would need to fix two, or more, three-body interactions simultaneously. However, it could also be the case that the deep bound states are renormalized at a larger cutoff than is presently accessible to us.

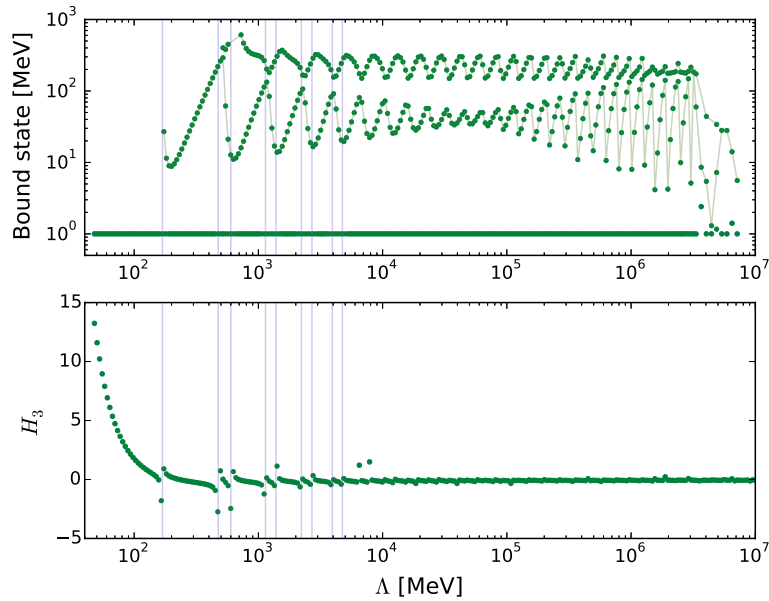


Fig. 6 Non-convergence of deep bound states for a field theory where the $1/2^-$ channel is also included. Only the H_3 three-body interaction is used. The three-body parameter was fixed to the bound state energy $B = 1$ MeV. The vertical blue lines indicate singularities in the limit cycle and it can be seen that the oscillation of the deep bound states are given by the period of these singularities

4 Conclusion

In this paper we have derived the LO integral equations for the treatment of the 0^+ channel of ${}^6\text{He}$ from quantum field theory. We included not only the dineutron and ${}^5\text{He}(3/2^-)$ channels, but also the ${}^5\text{He}(1/2^-)$. We analyzed all six three-body interactions that appear at the lowest mass dimension. Further, we discussed three different prescriptions of how to handle the unphysical pole in the P-wave ${}^5\text{He}$ dicluster propagators. We showed that all three methods are useful but that they lead to different convergence behavior when employed in the few-body sector.

For a field theory where only the dineutron and the ${}^5\text{He}(3/2^-)$ channels were included we showed that the system was properly renormalized. In addition, both the H_1 and H_4 three-body interactions generated the same bound state spectrum. However, for a field theory where the ${}^5\text{He}(1/2^-)$ was also included the system was not renormalizable, at least not when only one three-body interaction was used and for cutoffs $\Lambda \lesssim 10^6$ MeV.

Future studies will concern the resonant spectrum and additional total angular momentum channels, for example the ${}^6\text{He}(2^+)$. Our results are also relevant for future applications of Halo EFT to D-wave systems such as low-lying resonances in the Oxygen-25 and Oxygen-26 nuclei. In these systems, Oxygen-24 is interacting strongly in a relative D-wave with the neutrons. Furthermore, additional spurious poles are expected in the two-body sector due to the polynomial structure of the effective range expansion that appears after renormalization in the denominator of two-body propagators.

Acknowledgements This work was supported by the Swedish Research Council (dnr. 2010-4078), the European Research Council under the European Community's Seventh Framework Programme (FP7/2007-2013)/ERC Grant Agreement No. 240603, the Swedish Foundation for International Cooperation in Research and Higher Education (STINT, IG2012-5158), the National Science Foundation under Grant No. PHY-1555030, and by the Office of Nuclear Physics, U.S. Department of Energy under under Contract No. DE-AC05-00OR2272.

Open Access This article is distributed under the terms of the Creative Commons Attribution 4.0 International License (<http://creativecommons.org/licenses/by/4.0/>), which permits unrestricted use, distribution, and reproduction in any medium, provided you give appropriate credit to the original author(s) and the source, provide a link to the Creative Commons license, and indicate if changes were made.

References

1. E. Epelbaum, H.W. Hammer, U.G. Meissner, Modern theory of nuclear forces. *Rev. Mod. Phys.* **81**, 1773–1825 (2009). doi:[10.1103/RevModPhys.81.1773](https://doi.org/10.1103/RevModPhys.81.1773). arXiv:[0811.1338](https://arxiv.org/abs/0811.1338)
2. R. Machleidt, D.R. Entem, Chiral effective field theory and nuclear forces. *Phys. Rep.* **503**, 1–75 (2011). doi:[10.1016/j.physrep.2011.02.001](https://doi.org/10.1016/j.physrep.2011.02.001). arXiv:[1105.2919](https://arxiv.org/abs/1105.2919)
3. E. Braaten, H.W. Hammer, Universality in few-body systems with large scattering length. *Phys. Rep.* **428**, 259–390 (2006). doi:[10.1016/j.physrep.2006.03.001](https://doi.org/10.1016/j.physrep.2006.03.001). arXiv:[cond-mat/0410417](https://arxiv.org/abs/cond-mat/0410417)
4. H.W. Hammer, A. Nogga, A. Schwenk, Three-body forces: from cold atoms to nuclei. *Rev. Mod. Phys.* **85**, 197 (2013). doi:[10.1103/RevModPhys.85.197](https://doi.org/10.1103/RevModPhys.85.197). arXiv:[1210.4273](https://arxiv.org/abs/1210.4273)
5. I. Tanihata, H. Hamagaki, O. Hashimoto, Y. Shida, N. Yoshikawa et al., Measurements of interaction cross-sections and nuclear radii in the light p shell region. *Phys. Rev. Lett.* **55**, 2676–2679 (1985)
6. B. Jonson, Light dripline nuclei. *Phys. Rep.* **389**, 1–59 (2004)
7. C. Bertulani, H.W. Hammer, U. van Kolck, Effective field theory for halo nuclei. *Nucl. Phys. A* **712**, 37–58 (2002)
8. P.F. Bedaque, H.W. Hammer, U. van Kolck, Narrow resonances in effective field theory. *Phys. Lett. B* **569**, 159–167 (2003)
9. R. Higa, H.W. Hammer, U. van Kolck, $\alpha\alpha$ scattering in halo effective field theory. *Nucl. Phys. A* **809**, 171 (2008)
10. L.S. Brown, G.M. Hale, Field theory of the $d+t \rightarrow n+\alpha$ reaction dominated by a ${}^5\text{He}^*$ unstable particle. *Phys. Rev. C* **89**, 014,622 (2014). arXiv:[1308.0347](https://arxiv.org/abs/1308.0347)
11. H.W. Hammer, D.R. Phillips, Electric properties of the beryllium-11 system in Halo EFT. *Nucl. Phys. A* **865**, 17–42 (2011)
12. G. Rupak, L. Fernando, A. Vaghani, Radiative neutron capture on carbon-14 in effective field theory. *Phys. Rev. C* **86**, 044,608 (2012). arXiv:[1204.4408](https://arxiv.org/abs/1204.4408)
13. B. Acharya, D.R. Phillips, Carbon-19 in halo EFT: effective-range parameters from Coulomb-dissociation experiments. *Nucl. Phys. A* **913**, 103–115 (2013)
14. X. Zhang, K.M. Nollett, D.R. Phillips, Marrying ab initio calculations and halo-EFT: the case of ${}^7\text{Li} + n \rightarrow {}^8\text{Li} + \gamma$. *Phys. Rev. C* **89**(2), 024,613 (2014). doi:[10.1103/PhysRevC.89.024613](https://doi.org/10.1103/PhysRevC.89.024613). arXiv:[1311.6822](https://arxiv.org/abs/1311.6822)
15. E. Ryberg, C. Forssén, H.W. Hammer, L. Platter, Effective field theory for proton halo nuclei. *Phys. Rev. C* **89**(1), 014,325 (2014). doi:[10.1103/PhysRevC.89.014325](https://doi.org/10.1103/PhysRevC.89.014325). arXiv:[1308.5975](https://arxiv.org/abs/1308.5975)
16. X. Zhang, K.M. Nollett, D.R. Phillips, Combining ab initio calculations and low-energy effective field theory for halo nuclear systems: the case of ${}^7\text{Be} + p \rightarrow {}^8\text{B} + \gamma$. *Phys. Rev. C* **89**(5), 051602 (2014). doi:[10.1103/PhysRevC.89.051602](https://doi.org/10.1103/PhysRevC.89.051602). arXiv:[1401.4482](https://arxiv.org/abs/1401.4482)
17. E. Ryberg, C. Forssén, H.W. Hammer, L. Platter, Constraining low-energy proton capture on beryllium-7 through charge radius measurements. *Eur. Phys. J. A* **50**, 170 (2014). doi:[10.1140/epja/i2014-14170-2](https://doi.org/10.1140/epja/i2014-14170-2)
18. E. Ryberg, C. Forssén, H.W. Hammer, L. Platter, Range corrections in proton halo nuclei. *Ann. Phys.* **367**, 13–32 (2016). doi:[10.1016/j.aop.2016.01.008](https://doi.org/10.1016/j.aop.2016.01.008). arXiv:[1507.08675](https://arxiv.org/abs/1507.08675)
19. J. Rotureau, U. van Kolck, Effective field theory and the Gamow shell model: the ${}^6\text{He}$ halo nucleus. *Few Body Syst.* **54**, 725–735 (2013)
20. C. Ji, C. Elster, D.R. Phillips, ${}^6\text{He}$ nucleus in halo effective field theory. *Phys. Rev. C* **90**(4), 044,004 (2014). doi:[10.1103/PhysRevC.90.044004](https://doi.org/10.1103/PhysRevC.90.044004). arXiv:[1405.2394](https://arxiv.org/abs/1405.2394)
21. B. Acharya, C. Ji, D. Phillips, Implications of a matter-radius measurement for the structure of Carbon-22. *Phys. Lett. B* **723**, 196–200 (2013). arXiv:[1303.6720](https://arxiv.org/abs/1303.6720)
22. P. Hagen, H.W. Hammer, L. Platter, Charge form factors of two-neutron halo nuclei in halo EFT. *Eur. Phys. J. A* **49**, 118 (2013a). arXiv:[1304.6516](https://arxiv.org/abs/1304.6516)
23. G. Hagen, P. Hagen, H.W. Hammer, L. Platter, Efimov physics around the neutron-rich ${}^{60}\text{Ca}$ Isotope. *Phys. Rev. Lett.* **111**(13), 132,501 (2013). arXiv:[1306.3661](https://arxiv.org/abs/1306.3661)
24. P.F. Bedaque, H.W. Hammer, U. van Kolck, The three boson system with short range interactions. *Nucl. Phys. A* **646**, 444–466 (1999). doi:[10.1016/S0375-9474\(98\)00650-2](https://doi.org/10.1016/S0375-9474(98)00650-2). arXiv:[nucl-th/9811046](https://arxiv.org/abs/nucl-th/9811046)
25. D.R. Tilley, C.M. Cheves, J.L. Godwin, G.M. Hale, H.M. Hofmann, J.H. Kelley, C.G. Sheu, H.R. Weller, Energy levels of light nuclei $A = 5$, $A = 6$, $A = 7$. *Nucl. Phys. A* **708**, 3–163 (2002). doi:[10.1016/S0375-9474\(02\)00597-3](https://doi.org/10.1016/S0375-9474(02)00597-3)
26. A. Gårdestig, Extracting the neutron–neutron scattering length—recent developments. *J. Phys. G* **36**(053), 001 (2009). doi:[10.1088/0954-3899/36/5/053001](https://doi.org/10.1088/0954-3899/36/5/053001). arXiv:[0904.2787](https://arxiv.org/abs/0904.2787)